

CHINA GOLD INTERNATIONAL RESOURCES CORP. LTD.

Annual Information Form

For the Year Ended
December 31, 2015

Dated March 30, 2016

TABLE OF CONTENTS

FORWARD-LOOKING INFORMATION	1
PRELIMINARY NOTES	2
Date of Information.....	2
Existing Documents Incorporated by Reference	2
Scientific and Technical Information.....	2
Currency and Exchange Rates	2
Defined Terms and Abbreviations	3
CORPORATE STRUCTURE	6
Name and Incorporation	6
Intercorporate Relationships	6
GENERAL DEVELOPMENT OF THE BUSINESS.....	7
Overview.....	7
Three Year History	7
DESCRIPTION OF THE BUSINESS.....	10
Laws and Regulations Relating to Mining in China.....	10
Risk Factors	18 17
CSH Gold Project	30
Jiama Project.....	46
Human Resources	60
DESCRIPTION OF CAPITAL STRUCTURE	60
DIVIDENDS.....	61
MARKET FOR SECURITIES	61
DIRECTORS AND OFFICERS	61
INTERESTS OF MANAGEMENT AND OTHERS IN MATERIAL TRANSACTIONS	65 64
TRANSFER AGENT AND REGISTRAR.....	66 65
MATERIAL CONTRACTS	66
INTERESTS OF EXPERTS.....	68 67
ADDITIONAL INFORMATION.....	70 69
SCHEDULE A - GLOSSARY AND CONVERSION FACTORS	71 70
SCHEDULE B - AUDIT COMMITTEE MATTERS	74 73

FORWARD-LOOKING INFORMATION

Certain statements made herein, other than statements of historical fact relating to China Gold International, represent forward-looking information. In some cases, words or phrases such as “may”, “will”, “expect”, “anticipate”, “contemplates”, “aim”, “estimate”, “intend”, “plan”, “believe”, “potential”, “continue”, “is/are likely to”, “should”, the negative of these terms and other similar expressions are used to identify forward-looking information. This forward looking information includes, among other things: China Gold International’s business strategies and capital expenditure plans; estimates of future mine operating performance; the development and expansion plans and schedules for the CSH Gold Project and the Jiama Project; acquisition plans; the regulatory environment as well as the industry outlook generally; general economic trends in China; and statements respecting anticipated business activities, planned expenditures, corporate strategies, participation in projects and financing, and other statements that are not historical facts.

By their nature, forward-looking information involves numerous assumptions, both general and specific, which may cause the actual results, performance or achievements of China Gold International and/or its subsidiaries to be materially different from any future results, performance or achievements expressed or implied by the forward-looking information. Some of the key assumptions include, among others, the absence of any material adverse change in its operations or in foreign exchange rates; the prevailing price of gold, copper and other non-ferrous metal products; the absence of lower-than-anticipated mineral recovery or other production problems; effective tax rates and other assumptions underlying China Gold International’s financial performance as stated in the Technical Reports; China Gold International’s ability to obtain regulatory approvals on a timely basis; continuing positive labour relations; the absence of any material adverse effects as a result of political instability, terrorism, natural disasters, litigation or arbitration and adverse changes in government regulation; the availability and accessibility of financing to China Gold International; and the performance by counterparties of the terms and conditions of all contracts to which China Gold International and its subsidiaries are a party. The forward-looking information is also based on the assumption that none of the risk factors identified in this AIF that could cause actual results to differ materially from the forward-looking information actually occurs.

Forward-looking information contained herein is stated as of the date of this AIF based on the opinions, estimates and assumptions of management. There are a number of important risks, uncertainties and other factors that could cause actual actions, events or results to differ materially from those described as forward-looking information. In particular, important factors that could cause actual results to differ from this forward-looking information include those described under the heading “Risk Factors” in this AIF. China Gold International disclaims any obligation to update any forward-looking information, whether as a result of new information, estimates, opinions or assumptions, future events or results or otherwise except to the extent required by law. There can be no assurance that forward-looking information will prove to be accurate, as actual results and future events could differ materially from those anticipated in such statements. The forward-looking information in this AIF is expressly qualified by this cautionary statement. The reader is cautioned not to place undue reliance on forward-looking information.

PRELIMINARY NOTES

Date of Information

Unless otherwise indicated, all information contained in this Annual Information Form (“AIF”) is current as of December 31, 2015.

Existing Documents Incorporated by Reference

Information has been incorporated by reference into this AIF from documents listed in the table below, which have been filed with securities regulatory authorities in Canada. The documents incorporated by reference are available for viewing on the SEDAR website at www.sedar.com. In addition, copies of the documents may be obtained on request without charge from the Company at Suite 660, One Bentall Centre, Box 27, 505 Burrard Street, Vancouver, BC, V7X 1M4, telephone: (604) 609-0598.

Documents listed in the table and information provided in those documents are incorporated by reference except to the extent that their contents are modified or superseded by a statement in a subsequently filed document.

<u>Description of document</u>	<u>Date of document</u>	<u>Date of Filing</u>
Audited financial statements for the years ended December 31, 2014 and 2015, together with the accompanying Auditor’s Report dated March ___, 2016.	2014: March 25, 2015	2014: March 25, 2015
	2015: March ___, 2016	2015: March 30, 2016
Management’s Discussion and Analysis for the year ended December 31, 2015.	March 29, 2016	March 30, 2016
Annual Report for the year ended December 31, 2015	March 30, 2016	March 30, 2016
Information Circular for 2015 Annual General Meeting.	May 29, 2015	June 3, 2015
Technical Report Expansion Feasibility Study for the Chang Shan Hao (CSH) Gold Project Inner Mongolia, People’s Republic of China” (the “ CSH Technical Report ”)	October 21, 2012	December 10, 2012
“Jiama Phase 2 Expansion Project” Technical Report authored by Mining One Consultants (the “ Jiama Technical Report ”)	December 20, 2013	February 4, 2014

Scientific and Technical Information

Unless otherwise indicated, scientific or technical information in this AIF relating to mineral reserves or mineral resources is based on the Technical Reports listed above.

Currency and Exchange Rates

In this AIF, unless otherwise specified, all references to “dollars” and to “\$” are to United States dollars, references to “Cdn.\$” are to Canadian dollars and references to RMB are to the Chinese Yuan Renminbi.

The Bank of Canada noon buying rates for the purchase of one United States dollar using Canadian dollars were as follows for the indicated periods:

	Year Ended December 31		
	2015	2014	2013
End of period	1.3840	1.1601	1.0636
High for the period	1.3990	1.1643	1.0697
Low for the period	1.2741	1.0614	0.9839
Average for the period	1.2788	1.1045	0.9711

The Bank of Canada noon buying rate on March 21, 2016 for the purchase of one United States dollar using Canadian dollars was Cdn.\$1.3069 (one Canadian dollar on that date equalled US\$0.77).

The Bank of Canada noon buying rate on March 22, 2016 for the purchase of one RMB using Canadian dollars was Cdn0.2011 (one Canadian dollar on that date equalled RMB4.97).

Defined Terms and Abbreviations

Throughout this AIF, there are terms that are defined in the document and used only in the relevant section in which they are defined. There are also a number of defined terms and abbreviations that are used consistently throughout the document as follows:

“**2012 Contract for Purchase and Sale of Dore**” means the contract for the purchase and sale of dore entered into between the Company’s subsidiary, IMPM, and China National Gold for the purchase of gold dore bars and silver by-products produced at the CSH Gold Project which was subject to approval as a non-exempt continuing connected transaction under Chapter 14A of the Hong Kong Listing Rules and approved by the independent shareholders of the Company at an extraordinary meeting of shareholders held on December 20, 2012;

“**BCBCA**” means *Business Corporations Act* (British Columbia);

“**Bonds**” means the issuance of bonds by Skyland BVI on July 17, 2014 in an aggregate principal amount of US\$500 million; “**Brigade 217**” means Brigade 217 of the Northwest Geological Bureau of China, China Gold International’s CJV partner in the CSH Gold Project;

“**CGDI**” means Changchun Gold Design Institute;

“**CGG Non-Compete**” means an undertaking granted in 2010 by the Company to China National Gold in which it undertakes not to compete with China National Gold and its Controlled Entities in respect of gold and nonferrous mineral prospects in PRC;

“**China**”, “**PRC**” or “**State**” means the People’s Republic of China;

“**China Gold International**” or the “**Company**” means China Gold International Resources Corp. Ltd.;

“**China Gold HK**” means China National Gold Group Hong Kong Limited, a wholly owned subsidiary of China National Gold;

“**China National Gold**” or “**CNG**” means China National Gold Group Corporation;

“**CIM**” means the Canadian Institute of Mining, Metallurgy and Petroleum;

“**CJV**” means “Co-operative Joint Venture”, a form of foreign investment enterprise established under the laws of China;

“**CNG Non-Compete**” means the undertaking granted in 2010 by China National Gold in which China National Gold agrees to not compete with the Company, nor allow its Controlled Entities to compete with the Company in the International Mining Business;

“**CNGG**” means China National Gold Group International Trading Co., Ltd., a limited liability company established in the PRC which is owned 40% by China National Gold and 30% by each of two wholly-owned subsidiaries of China National Gold;

“**Common Shares**” means common shares in the capital of China Gold International;

“**Controlled Entities**” means any entity in which China National Gold holds an interest as a controlling shareholder, excluding as the context requires China Gold International and its subsidiaries;

“**CSH Gold Project**” means Chang Shan Hao gold project located in Inner Mongolia, China;

“**CSH Technical Report**” means the technical report regarding the CSH Gold Project entitled “Technical Report Expansion Feasibility Study for the Chang Shan Hao (CSH) Gold Project Inner Mongolia, People’s Republic of China” dated October 21, 2012;

“**CTMG**” means China Tenth Metallurgy Group Limited Corporation, a limited liability company that is owned 63% by a wholly-owned subsidiary of China National Gold;

“**Equity Interest Purchase Undertaking**” means the contract whereby China National Gold agrees to assist the Company and Skyland BVI in meeting their respective Bonds obligations throughout the term set in the contract;

“**g/t**” means grams per tonne;

“**Group**” means China International Gold and its subsidiaries;

“**HKSE**” means The Stock Exchange of Hong Kong Limited;

“**Hong Kong Listing Rules**” means the Rules Governing the Listing of Securities on The Stock Exchange of Hong Kong Limited;

“**Huatailong**” means Tibet Huatailong Mining Development Co., Ltd., a limited liability company incorporated in the PRC;

“**IFRS**” means International Financial Reporting Standards;

“**IMPM**” means Inner Mongolia Pacific Mining Co. Ltd.;

“**International Mining Business**” means gold or other non-ferrous mining operations or assets located outside of China;

“**Jiama Framework Agreement**” means a development framework agreement entered into between the Company and China National Gold dated November 6, 2012 which was subject to approval as a non-exempt continuing connected transaction under Chapter 14A of the Hong Kong Listing Rules and approved by the independent shareholders of the Company at an extraordinary meeting of shareholders held on December 20, 2012, pursuant to which China National Gold provided mining development services to the Company at the Jiama Project in order to implement the Phase II development plan for the Jiama Project as set out in the prefeasibility study report produced by Minarco-MineConsult;

“**Jiama Project**” means the Jiama polymetallic mineral property located in Tibet, China;

“**Jiama Technical Report**” means the technical report regarding the Jiama Project entitled “Pre-Feasibility Study Technical Report on the Jiama Copper-Polymetallic Project, Metrokongka County, Tibet Autonomous Region, The People’s Republic of China dated November 12, 2012;

“**Keepwell and Liquidity Support Deed**” means the contract whereby China National Gold agrees to maintain solvency and financial backing to the Company and Skyland BVI under the Bonds throughout the term set in the contract;

“**kg**” means kilogram;

“**km**” means kilometres;

“**km²**” means square kilometres;

“**kV**” means kilovolt;

“**m³**” means cubic metres;

“**m**” means metres;

“**mm**” means millimetres;

“**NINETC**” means the Nuclear Industry Northwest Economic and Technology Company;

“**NI 43-101**” means National Instrument 43-101 of the Canadian Securities Administrators;

“**NI 52-110**” means National Instrument 52-110 of the Canadian Securities Administrators;

“**oz**” means ounce;

“**PRC**”, “**China**” or “**State**” means the People’s Republic of China;

“**ROM**” means run-of-mine;

“**Skyland BVI**” means Skyland Mining (BVI) Limited, a wholly-owned subsidiary of China Gold International;

“**State Council**” means the chief administrative authority of the PRC;

“**Supplemental Jiama Framework Agreement**” has the meaning ascribed thereto under the heading “Three Year History – 2013”;

“**t**” means tonnes;

“**tpd**” or “**t/d**” means tonnes per day;

“**Technical Reports**” means the CSH Technical Report and the Jiama Technical Report;

“**Trust Deed**” means the contract setting out terms and conditions of the issuance of the Bonds;

“**TSX**” means the Toronto Stock Exchange; and

“**VAT**” means value added tax.

CORPORATE STRUCTURE

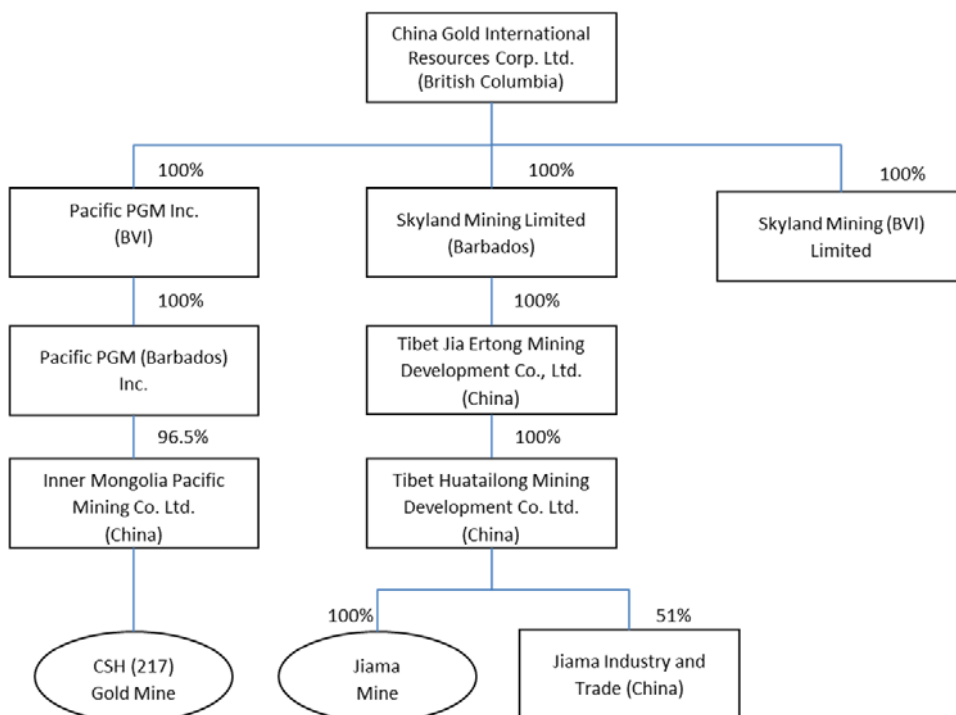
Name and Incorporation

China Gold International was incorporated on May 31, 2000 pursuant to the *Company Act* (British Columbia) under the name Pacific Minerals Inc. The Company changed its name to Jinshan Gold Mines Inc. on March 9, 2004. In April 2004, the Company transitioned to the BCBCA. On July 9, 2010 the Company changed its name to China Gold International Resources Corp. Ltd., and on October 14, 2010 the Company amended its Notice of Articles to remove its class of preferred shares.

China Gold International's corporate head office and registered and records office is located at Suite 660, One Bentall Centre, 505 Burrard Street, Box 27, Vancouver, British Columbia, Canada, V7X 1M4.

Intercorporate Relationships

The corporate structure of China Gold International, its material subsidiaries, the percentage ownership that China Gold International holds in such subsidiaries (if it is not wholly-owned) and the jurisdiction of incorporation of such corporations is set out in the following chart:



GENERAL DEVELOPMENT OF THE BUSINESS

Overview

China Gold International is a gold and base metal mining company based in Vancouver, Canada. The Company conducts business in one operating segment consisting of the acquisition, exploration and production of mineral properties. China Gold International's main properties are the CSH Gold Project, which is located in Inner Mongolia, PRC and the Jiama Project, which is located in the Tibet Autonomous Region of the PRC. China Gold International holds a 96.5% interest in the CSH Gold Mine, while its Chinese joint venture partner holds the remaining 3.5% interest. The CSH Gold Project commenced commercial production on July 1, 2008. The Company acquired 100% interest in the Jiama Project on December 1, 2010. The Jiama Project hosts a large scale copper-gold polymetallic deposit consisting of copper, gold, molybdenum, silver, lead and zinc, and commenced commercial production in September 2010.

China National Gold, a Chinese state-owned enterprise, indirectly owns an approximate 39% interest in China Gold International through its subsidiary, China Gold HK.

Three Year History

2013

In March 21, 2013, the Company announced the appointment of Mr. Zhanming Wu to the position of Senior Executive Vice President and Mr. Lisheng Zhang to the position of Vice President.

In April 2013, the Company and China National Gold entered into a supplemental framework agreement (the "**Supplemental Jiama Framework Agreement**"), pursuant to which the expiry date of the Jiama Framework Agreement, was extended to December 31, 2015. Except for the extension of the expiry date and the addition of Proposed Annual Caps, no material changes were made to the terms and conditions under the Jiama Framework Agreement.

In April 2013, the Company's subsidiary, IMPM entered into a supplemental contract for the purchase and sale of dore (the "**Supplemental Contract for the Purchase and Sale of Dore**") with China National Gold, to revise the original payment terms of the 2012 Contract for Purchase and Sale of Dore, pursuant to which IMPM will deliver to China National Gold an invoice for the resulting settlement weight, and China National Gold will have 30 calendar days to effect payment. Except for such revision, no material changes were made to the terms and conditions under the 2012 Contract for Purchase and Sale of Dore.

In April 2013, the Company and China National Gold entered into a product and service framework agreement (the "**Product and Service Framework Agreement**"), pursuant to which China National Gold will provide mining related services, which are not covered under the Jiama Framework Agreement, to the Company for three years until June 18, 2016, including (i) stripping and related services, (ii) mining research, development and design and related services, (iii) environmental, safety and occupational health management, (iv) tendering agency service, (v) office lease, and (vi) auxiliary equipment, in order to facilitate the Group's operations in the PRC.

In April 2013, Huatailong and CNGG entered into a contract for purchase and sale of copper concentrate (the "**Contract for Purchase and Sale of Copper Concentrate**"), for the purpose of governing the sale and purchase of copper sulphide concentrates produced at the Jiama Project from time to time from July 1, 2013 until December 31, 2014.

At the general meeting of shareholders held June 18, 2013 the Company's independent shareholders approved the transactions contemplated under the Supplemental Jiama Framework Agreement, the Supplemental Contract for the Purchase and Sale of Dore, the Product and Service Framework Agreement and the Contract for Purchase and Sale of Copper Concentrate each of which transaction was subject to independent shareholder approval as a non-exempt continuing connected transaction under Chapter 14A of the Hong Kong Listing Rules.

As of October 31, 2013, expansion construction for the additional 30,000 tpd three stage closed circuit crushing system, the new heap leach pad and the new ADR (Adsorption, Desorption and Refining) plant for the CSH Gold Project was all completed. The new 80 kilometer long 110 kV power line was also completed by the end of November 2013 and began providing power for testing in December 2013.

2014

On February 4, 2014, the Company announced the filing of a NI 43-101 compliant Independent Feasibility Study for the Phase II Expansion of its Jiama Copper-Polymetallic Mine (the "**Feasibility Study**") and updated mineral reserve estimate calculation by Mining One Pty Ltd, for the Jiama Project. Details are outlined further in this Annual Information Form under the heading "Jiama Project".

On February 24, 2014, the Company announced the Chairman, Mr. Zhaoxue Sun's resignation from the Board of Directors following his appointment to another Chinese state-owned enterprise. With the resignation of Mr. Sun, the Company announced the appointment of current Director, Mr. Xin Song, as Chairman. Mr. Song has been a Director since October 2009. In light of Mr. Song's appointment and the demands placed on him from his new position, Mr. Song resigned as the Company's chief executive officer. Mr. Bing Liu, a Non-Executive Director since May 2008, has been appointed the Company's chief executive officer. The Company further announced the appointment of Mr. Lianzhong Sun as a Non-Executive Director.

Throughout the first quarter of 2014, the Jiama Project experienced reduced power supply that affected the central Tibet region. Copper production of the first quarter of 2014 was decreased due to this power shortage. The 6,000 tpd Phase I processing plant of the Jiama Project was closed for most of the first quarter of 2014. However, the stripping work for the Phase II expansion was not affected. The Company mitigated the effect of those disruptions by scheduling equipment maintenance and time off for employees during that time.

On March 31, 2014, adequate power supply was re-established at the Jiama Project. Subsequently, production reached the full 6,000 tpd capacity level of Phase I of the Jiama Project in the month of April 2014. The Company was able to achieve record copper production levels in April 2014 and sustained growing production levels throughout the remainder of the year. There have been no addition power shortage occurrences at the Jiama Project since the first quarter of 2014.

The first stage of construction including 220mx20m ROM silo, pebble crusher, grinding and milling facility, SAG, milling and floatation circuits, high-efficiency concentrate thickener, power and water supply system, and tailings thickener to expand mining operations at the Jiama Project from 6,000 tpd to 28,000 tpd was completed in 2014. The pre-striping for open pits and ore transportation system for the first stage of the Phase II production facility was completed in the second half of 2014. During 2014, the Company did not carry out any exploration at the Jiama Project.

Test runs on the new 30,000 tpd crushing and processing system of the CSH Gold Project completed in October 2013 produced approximately 19,000 ounces of gold during the third quarter of 2014. During October 2014, the Company determined that the expansion project had entered into commercial production. Commercial production was deemed to have commenced when management determined that

operational commissioning of major mine and plant components were completed, operating results were being achieved consistently for a period of time and that there were indicators that these operating results were being sustained. Since the commencement of commercial production in October, CSH has produced 63,631 ounces of gold dore bars in the fourth quarter of 2014.

On May 7, 2014, IMPM entered into a contract for the purchase and sale of dore (the “**2015 Contract for Purchase and Sale of Dore**”) with China National Gold for the purpose of regulating the sale and purchase of gold dore to be carried out between them for the three years ending December 31, 2015, 2016 and 2017.

On May 7, 2014, Huatailong and CNGG entered into a contract for the purchase and sale of copper concentrate (the “**2015 Contract for Purchase and Sale of Copper Concentrate**”) for the purpose of governing the sale and purchase of copper sulphide concentrates produced at the Jiama Mine from time to time from January 1, 2015 until December 31, 2015.

Huatailong entered into a contract for stripping and mining (the “**Jiama Phase II Hornfels Stripping and Mining Agreement**”) with CTMG on May 7, 2014 pursuant to which CTMG would provide services for phase II hornfels stripping and mining at the Jiama Project for the period from July 1, 2014 through December 31, 2016.

On July 17, 2014, China Gold International, through its wholly-owned subsidiary, Skyland BVI, completed the issuance of bonds (the “**Bonds**”) in an aggregate principal amount of US\$500 million. The bonds were issued at a price of 99.634%, bearing a coupon of 3.50% per annum with a maturity date of July 17, 2017. The net proceeds of the bond offer will be used for working capital, capital expenditures and general corporate purposes of the Company. As part of the conditions of the Bonds, China National Gold, the Company and Skyland BVI entered into a number of agreements including a trust deed (the “**Trust Deed**”), a keepwell and liquidity support deed (the “**Keepwell and Liquidity Support Deed**”) and an equity interest purchase undertaking (the “**Equity Interest Purchase Undertaking**”), for the purpose of ensuring that the Company and Skyland BVI has sufficient liquidity to meet their respective obligations.

At the general meeting of shareholders held June 18, 2014 the Company’s independent shareholders approved the transactions contemplated under the 2015 Contract for the Purchase and Sale of Dore, the 2015 Contract for Purchase and Sale of Copper Concentrate and the Jiama Phase II Hornfels Stripping and Mining Agreement, each of which transaction was subject to independent shareholder approval as a non-exempt continuing connected transaction under Chapter 14A of the Hong Kong Listing Rules.

Mr. Liangyou Jiang was appointed as Senior Executive Vice President of the Company on August 18, 2014 to replace Mr. Zhanming Wu, who resigned from the position. On October 23, 2014, Mr. Liangyou Jiang was appointed as Director and Mr. Zhanming Wu resigned from the Board of Directors.

In November 2014, a large hydro power plant was built in Tibet, significantly improving the power supply throughout the region. Several additional hydro power plants also under construction will contribute to the supply of the existing sources. Upon completion of such plants, the Company expects that the Tibet region will be able to meet its local demands and also distributed any excess power to nearby regions.

The Company conducted a three hole diamond drilling program to test the western extension of mineralization at the CSH Gold Project. Abundant pyritic slate, phyllite and schist were intersected to indicate that the mineralization continues to the west of the current open pit, the assays come back with mixed results. The Company continues to conduct surface reconnaissance and exploration for expansion opportunities around the CSH Gold Project.

2015

On May 29, 2015 the Company and China National Gold entered into an amendment to the Product and Service Framework Agreement (the “**Amendment to the Product and Service Framework Agreement**”), pursuant to add the sale and purchase of copper concentrates produced at the Jiama Mine beginning with the year ending December 31, 2015 increasing the length of the Product and Service Agreement to December 31, 2017.

On May 29, 2015, IMPM, Huatailong and China Gold Finance entered into a Financial Services Agreement (the “**Financial Services Agreement**”), pursuant to which financial services are provided by China Gold Finance to IMPM, Huatailong and/or its controlling subsidiaries include deposits, loans, settlement services, financial advisory and other financial services for a three year period.

At the general meeting of shareholders held June 30, 2015 the Company’s independent shareholders approved the Amendment to the Product and Service Framework Agreement and the Financial Services Agreement, each of which transaction was subject to independent shareholder approval as a non-exempt continuing connected transaction under Chapter 14A of the Hong Kong Listing Rules.

DESCRIPTION OF THE BUSINESS

Laws and Regulations Relating to Mining in China

The following represents a summary of relevant laws of the PRC that affect the business operations of China Gold International. This summary represents a general discussion of relevant laws by the Company and does not constitute legal advice. This information is current to the year ended December 31, 2015.

Mineral Resource Laws

Under the *Mineral Resources Law* of the PRC, all mineral resources of the PRC are owned by the State. The Ministry of Land and Resources of the PRC is responsible for the supervision and administration of the exploration and mining of mineral resources nationwide. The geology and mineral resources departments of the Chinese Government in the respective provinces, autonomous regions and municipalities are responsible for the supervision and administration of the exploration and mining of mineral resources within their own jurisdictions. Enterprises engaged in the mining or exploration of mineral resources must obtain mining permits and exploration permits, as the case may be, which are transferable for consideration only in certain circumstances as provided under PRC laws and regulations, subject to approval by relevant administrative authorities.

According to the *Mineral Resources Law* of the PRC, the *Administrative Measures on Registration of Tenement of Mineral Resources Exploration and Survey* and the *Administrative Measures on Registration of Mineral Resources Exploitation*, before exploration and mining activities relating to mineral resources can commence, the project company must first obtain exploration permits and mining permits, which generally entitle the project company to the exploration and mining rights attached to the relevant mineral project. Furthermore, if the mining activities involve gold resources, a Gold Operating Permit issued by the National Development and Reform Commission (“**NDRC**”) must also be obtained.

Holders of exploration permits and of mining permits are subject to exploration right usage fees and mining right usage fees, respectively. Mining right usage fees are payable on an annual basis. The annual rate of mining right usage fee is RMB1,000 per km² of mining area. Exploration right usage fees are also calculated according to the size of the exploration area and are payable on an annual basis. The annual rate of exploration right usage fees for the first year to the third year of exploration is RMB100 per km² of

exploration area. From the fourth year of exploration onwards, the rate increases by RMB100 per km² of exploration area per year and is subject to a maximum rate of RMB500 per km² per year. In addition, holders of mining permits are subject to mineral resource compensation fees, which are to be calculated as a certain percentage of the sales revenue of such holders. The mineral resources compensation fee shall be paid for the first half of each year on or before July 31 of the year, and for the second half of the year on or before January 31 of the following year.

Rights and Obligations of Holders of Exploration Permits

The holder of an exploration permit has, among others, the following rights:

- right to carry out exploration of the designated subject in the designated area and within the prescribed time as recorded on the exploration permit;
- right to set up apparatus for power supply, water supply and communication channels in the exploration area and its adjacent areas, without prejudice to the original equipment for power supply, water supply and communication channels;
- access to the exploration area and its adjacent areas;
- right to temporarily use the land legally in accordance with the needs of the exploration project;
- priority in obtaining the mining right of mineral resources as specified on the exploration permit;
- priority in obtaining the exploration right of other newly discovered minerals within the designated exploration area;
- upon fulfilment of the prescribed minimum expenditure requirements, right to transfer the exploration right to a third party upon government approval; and
- right to sell the mineral products extracted from the surface of the land in the exploration area, except for those mineral products which are required by the State Council to be sold to designated entities.

The holder of an exploration permit has, among others, the following obligations:

- to commence and complete the exploration work within the term of the exploration permit;
- to report commencement of the exploration to the exploration registration authorities;
- to carry out the exploration work in accordance with the exploration plan and to ensure that there is no occurrence of unauthorised mining activities in the designated area;
- to carry out integrated exploration and assessment activities on the paragenetic and associated mineral resources;
- to submit an exploration report of the mineral resources to the relevant government authority for approval;
- to file with the exploration result of mineral resources for record as required;
- to act in line with the laws and regulations relating to labour safety, land rehabilitation and environment protection; and

- to take steps to eliminate potential safety hazards upon the completion of the exploration work.

Rights and Obligations of Holders of Mining Permits

The holder of a mining permit has, among others, the following rights:

- to engage in mining activities in the designated area and within the term prescribed under the mining permit;
- to set up production facilities and amenities within the designated area;
- to sell the mineral products, except for those minerals which are required by the State Council to be sold to designated entities; and
- to acquire the land use rights legally based on the requirement of its production and construction.

The holder of a mining permit has, among others, the following obligations:

- to carry out mining activities in the designated area and within the term of the mining permit;
- to effectively protect and reasonably extract the mineral resources and integrate the use of the mineral resources;
- to pay resources tax and mineral resources compensation fees;
- to comply with laws and regulations relating to labour safety, soil and land conservation, land rehabilitation and environment protection; and
- to be supervised by the geology and mineral resources management departments and relevant authority and submit a report on the utilisation of mineral resources to the relevant government authority.

Laws and Regulations Relating to the Administration of Gold

Under the *Administrative Regulations on Gold and Silver* of the PRC (“**Administrative Regulations**”), the State shall pursue a policy of unified control over, and monopoly purchase and distribution of gold and silver, and the People’s Bank of China (the “**PBOC**”) shall be the State organ responsible for the control of gold and silver. Purchase and sale of gold and silver were subject to the regulation of the PBOC. All gold and silver mined and refined by mining enterprises, rural communes, the armed forces and individuals engaged in the production of gold and silver (including those with ore exploration, mining, smelting and refining as their supplementary business), were required to be sold to the PBOC, and were not permitted to be retained for sale, exchange or use. Entities requiring gold and silver for use were required to submit a proposal to the PBOC on the use of gold and silver, which the PBOC would then examine and possibly approve.

On October 30, 2002, the Shanghai Gold Exchange commenced operation under the supervision of the State Council. Thereafter, the PBOC ceased its gold allocation and gold purchase operations. All PRC gold producers are now required to sell their standard gold bullion through the Shanghai Gold Exchange, and prices of gold on the Shanghai Gold Exchange are determined by market demand and supply, which essentially converge with the price of gold in the international market. On February 27, 2003, the State Council cancelled the approval requirements for the production and sale of gold and gold products. As a result, although the Administrative Regulations have not been abolished, the policy of “centralised

purchase and allocation of gold” as stipulated under the Administrative Regulations has been terminated in practice.

Since July 2004, the State Council reformed the administrative approval system and cleared the outstanding projects which were subject to administrative approval by its ministries and departments. However, the import and export of gold and gold products remain subject to administrative examination and approval. The authority responsible for such examination and approval is the PBOC.

Laws and Regulations Relating to Environmental Protection

The Ministry of Environment Protection is responsible for the supervision of environmental protection in, establishment and implementation of national standards for environmental quality and discharge of pollutants for, and supervision of the environmental management system of, the PRC. Environmental protection bureaus at the county level or above are responsible for environmental protection within their jurisdictions.

The *Environmental Protection Law* of the PRC requires entities that operate production facilities that may cause pollution or produce other toxic materials to take steps to protect the environment and establish an environmental protection and management system. The system includes the adopting of effective measures to prevent and control exhaust gas, sewage, waste residues, dust or other waste materials. Entities discharging pollutants must register with the relevant environmental protection authorities.

The *Environmental Protection Law* of the PRC and the *Administrative Regulations on Environmental Protection for Construction Project* stipulate that prior to the construction of new facilities or expansion or transformation of existing facilities that may cause a significant impact on the environment, a report on the environmental impact of the construction project needs to be submitted to the relevant environmental protection authority for approval. Environmental protection facilities shall be designed, constructed and put into use concurrently with the main production facilities. The newly constructed production facilities may not be operated until the relevant authority is satisfied after inspection that accompanied environmental protection facilities are in compliance with all relevant environmental protection standards.

Under the *Mineral Resources Law* of the PRC, the amended *Land Administration Law* of the PRC and *Regulation on Land Rehabilitation*, exploration of mineral resources must be in compliance with the legal requirements on environmental protection so as to prevent environmental pollution. If any damage is caused to cultivated land, grassland or forest as a result of exploration or mining activities, mining enterprises must restore the land to a state appropriate for use by reclamation, re-planting trees or grasses or such other measures as appropriate to the local conditions. Mining enterprises shall submit a rehabilitation plan when applying for construction land or mining rights, and shall include land rehabilitation expenses in their production costs or in their gross investment in construction projects. At completion of the rehabilitation stipulated in the plan, the rehabilitation shall pass an acceptance examination conducted by the relevant government authority. If the rehabilitation is not completed or does not comply with the relevant examination requirements, the mining enterprise must pay a fee for land rehabilitation.

Upon closure of a mine, a report in relation to land rehabilitation and environmental protection must be submitted for approval. Enterprises which fail to perform or satisfy the requirements on land rehabilitation may be penalised by the relevant land administration authority.

The Ministry of Environmental Protection shall formulate national standards on emission of pollutants in accordance with the national standards on environmental quality, and the State economic and technological conditions. Governments at the provincial level and of the autonomous regions and municipalities may formulate their respective local standards on the discharge of pollutants for items not

specified in the national standards. These local governments may formulate local standards which are more stringent than the national ones for items already specified in the national standards. Pursuant to the requirements under the amended *Law on Prevention of Water Pollution* of the PRC, the amended *Law on Prevention of Air Pollution* of the PRC, and *Administrative Regulations on Levy and Utilisation of Sewage Charge*, enterprises which discharge water or air pollutants must pay discharge fees pursuant to the types and volumes of pollutants discharged. The discharge fees are calculated by the local environmental protection authority which shall review and verify the types and volumes of pollutants discharged. Once the discharge fees have been calculated, a notice on payment of discharge fees will be issued to the relevant enterprises. In addition, enterprises which discharge sulphur dioxide at a level exceeding the prescribed standards are required to install “desulphurising devices” or adopt other “desulphurising” measures to control the emission of sulphur dioxide.

Under the amended *Law on Prevention of Environmental Pollution Caused by Solid Waste* of the PRC, entities and individuals collecting, storing, transporting, utilising or disposing of solid waste must take precautions against the spread, loss, and leakage of such solid waste or adopt such other measures to prevent such solid waste from polluting the environment.

The penalties for breach of the environmental protection laws vary from warnings, fines, suspending production or operation to other administrative sanctions, depending on the degree of damage or the results of the incidents. The responsible person of the entity may be subject to criminal liabilities for serious breaches resulting in significant damage to private or public property or personal injury or death.

As the environmental protection is under the administration and supervision of authorities that are distinct from the ones issuing the exploration and mining permits, the breach of the relevant environmental protection laws would not entail revocation of the exploration and mining permits directly. However, the environmental protection authorities may seek cooperation from the authorities in charge of the issuance of such permits, which are competent to revoke the exploration and mining permits pursuant to the *Mineral Resources Law* of the PRC.

Laws and Regulations Relating to Production Safety

The PRC government has formulated a relatively comprehensive set of laws and regulations on production safety, including the *Law on Production Safety* of the PRC, the *Law on Mine Safety* of the PRC, as well as *Regulations on the Implementation of the Law on Mine Safety* of the PRC, which pertain to the mining, processing and smelting operation of the mining industry. The State Administration of Work Safety is responsible for the overall supervision and management of the production safety nationwide while the departments in charge of production safety at the county level or above are responsible for the overall supervision and management of the production safety within their own jurisdictions.

The State implements a licensing system for production safety of mining enterprises. No mining enterprise may engage in production activities without holding a valid production safety certificate. Enterprises which fail to fulfil the production safety conditions are not allowed to carry out any production activity. Mining enterprises which have obtained the production safety certificate may not lower their production safety standards, and are subject to the supervision and inspection by the licensing authorities from time to time. If the licensing authorities are of the opinion that the mining enterprises do not fulfil the production safety requirements, the production safety certificate may be withheld or revoked.

The State has also formulated a set of national standards on production safety for the mining industry. In general, the mine design must comply with the production safety requirements and industry practice.

A mining enterprise must establish a management body or a designated safety management team to be responsible for production safety matters. Education and training on production safety must be provided to workers to ensure that they fully understand the regulations on and the procedures required for production safety, and are able to master the necessary skills for operation safety for their own positions. Those who do not receive this education and training are not permitted to work at the mine.

The penalties for breach of production safety laws vary from warnings, fines, suspension of production or operation and other administrative sanctions, depending on the degree of damage and the nature of the incident. The person who is personally responsible for such incident may be subject to demotion or termination of employment, or criminal liability for serious breaches resulting in significant incidents. The State has implemented an accountability system over incidents relating to production safety.

As production safety is under the administration and supervision of authorities that are different from the ones issuing the exploration and mining permits, the breach of the relevant production safety laws would not entail revocation of the exploration and mining permits directly. However, the production safety authorities may seek cooperation from the authorities in charge of the issuance of such permits, which have the authority to revoke the exploration and mining permits according to the *Mineral Resources Law* of the PRC.

Laws and Regulations Relating to Taxation

The State encourages the development of the gold industry by implementing preferential treatment on taxation. Gold production enterprises engaged in the sales of standard gold and gold sand (containing gold content), are exempted from VAT. Transactions made by gold trading enterprises and intermediaries, which are members of the Shanghai Gold Exchange, on the Shanghai Gold Exchange without physical settlement are exempted from VAT, and transactions with physical settlement are subject to VAT levying and immediate refund.

Enterprises engaged in the mining of mineral resources must pay resources tax in accordance with relevant regulations of the State. For nonferrous metal ores, the amount of resources compensation levy payable is computed by multiplying the volume of mineral products for sale or their own use with the applicable rate of the resource tax ranging from RMB0.4 to RMB30 per tonne of mineral products. The Ministry of Finance and the State Administration of Taxation reserves the right to adjust the rate of the resource tax from time to time by promulgating rules. The resources tax is levied according to the grade of mines and the applicable amount of tax per tonne of ore produced as provided in the schedules attached to such rules. The resource tax rates applicable to gold ore range from RMB1.5 per tonne to RMB7.0 per tonne.

Foreign invested enterprises in the PRC are subject to an enterprise income tax at a uniform rate of 25%. A non-resident enterprise that has an establishment or premises within the PRC shall pay enterprise income tax at a rate of 25% on its income that is derived by such establishment or premises inside the PRC and income that is sourced outside the PRC but is actually connected with the said establishment or premises, unless it is a dividend income where an exemption may apply. A non-resident enterprise that has no establishment or premises within the PRC but has income from the PRC, and a non-resident enterprise that has establishment or premises in the PRC but its income has no actual connection to such establishment or premises in the PRC, shall be subject to PRC withholding tax at the rate of 10% on its income sourced from inside the PRC.

Laws and Regulations relating to Foreign Investment in Gold

The “Catalogue for Guidance of Foreign Investment” promulgated by the NDRC and the Chinese Ministry of Commerce (“MOFCOM”), provides that the mining or operation of certain types of minerals

are classified as restricted or prohibited categories for foreign investment. For example, the exploration and mining of precious metals (gold, silver and platinum) is regulated as a restricted industry. Any project in a restricted industry must be:

- submitted to and approved by provincial-level development and reform departments if it has a total investment amount of less than \$50 million;
- submitted to and approved by the NDRC if it has a total investment amount of \$50 million or more; and
- first submitted to and examined by the NDRC and following such examination, it must be submitted to and approved by the State Council if it has a total investment amount of \$100 million or more.

Laws and Regulations relating to Foreign Investment in Molybdenum

The exploration and mining of molybdenum falls within the prohibited category for foreign investment. However, according to the “Measures for the Administration of Foreign-Invested Mineral Exploration Enterprises”, where a mineral prohibited from being explored or mined by foreign invested enterprises is proved to exist as an associated mineral in the relevant mines, and the foreign invested enterprises have to explore and mine it together with the main mineral, the foreign invested enterprises may legitimately continue to mine it after obtaining the approval of the Ministry of Land and Resources of the PRC and MOFCOM and after amending the relevant mining or exploration permits to include the prohibited type of mineral on such permits.

Laws and Regulations Relating to CJVs

A CJV is a form of foreign investment permitted in the PRC. A CJV may be a Chinese legal person with limited liability or, alternatively, a non-legal person entity. To establish a CJV, the Chinese and foreign parties must submit documents such as the CJV agreement and the articles of association to the Ministry of Commerce of the PRC or the department and local government authorized by the State Council (the “**Approval Authority**”) for examination and approval. The Approval Authority must, within 45 days upon accepting the application, decide whether or not to grant the approval. Within 30 days upon receipt of the approval certificate issued by the Approval Authority, the parties must apply to the competent administration for industry and commerce for registration to obtain the business licence of the CJV. The issuance date of the business licence is the establishment date of the CJV. The investments in a CJV are not necessarily calculated in monetary units. The CJV agreement may require one party to contribute certain specified “cooperative conditions”. The earnings are not necessarily distributed pro rata in accordance with the registered capital paid by each of the parties. In addition, the options for sharing risks and losses, management and post-termination assets may also be determined by the parties.

A CJV may be managed by a board of directors or, alternatively, by a joint management committee. The CJV Rules require a CJV to obtain unanimous board (or management committee) approval on the following decisions:

- amendment of the CJV's articles of association;
- termination or dissolution of the CJV;
- reduction or increase of the registered capital of the CJV;
- merger, division or change in the organizational form of the CJV;
- mortgage of assets of the CJV; and

- other matters agreed to by the parties to the CJV.

According to the relevant PRC rules, a transfer of an equity interest in the CJV shall comply with PRC laws and regulations, and be approved by approval departments and submitted for alteration registration with registration departments. A transfer without approval from the relevant approval departments is invalid.

Laws and Regulations Relating to Geological Environment Protection

Pursuant to the “Provisions on the Protection of the Geologic Environment of Mines” (a) the land and resources administrative departments shall be responsible for the protection of the geologic environment of mines; (b) a mining right applicant shall make a plan on the protection, treatment and restoration of the geologic environment of a mine, and report it to the competent land and resources administrative department when applying for a mining permit, or when applying to expand the exploitation scale or change the scope of mining area or exploitation manner; and (c) a mining right holder shall, pursuant to the relevant provisions of the state, pay a security deposit for the treatment and restoration of the geologic environment of a mine, and in the event of any change to the scope of mining area, the type of minerals or the exploitation manner, the mining right holder shall pay the security deposit according to the adjusted standards; and (d) a mining right holder shall, pursuant to the relevant provisions of the state, pay a security deposit for the control and restoration of the geologic environment of a mine, the amount of which shall not be less than the expenses necessary for the treatment and restoration of the geologic environment of the mine.

Pursuant to the Inner Mongolia Autonomous Region Regulations on the Management of Security Deposits for Ecological Restoration in Mines, and the Inner Mongolia Autonomous Region Implementation Plan for Ecological Restoration in Mines, a holder of mining rights shall prepare a plan on the environmental protection and comprehensive management for the relevant mine, execute a letter of responsibilities for the geological restoration for the relevant mine with the municipal land and resources administration authority on the basis of the plan, and pay a security deposit therefor. The security deposit may be paid in a lump sum or in instalments if the term of the mining permit held by such holder is four years or more. It is emphasized that a plan of environmental protection and comprehensive management, a letter of responsibilities for geological restoration, and a certificate of the payment of security deposit for the relevant mine are the requisite documents for the registration of mining rights and for completing the procedures of annual inspection and renewal of the mining permit. If a mining enterprise fails to pay a security deposit or prepare a plan of environmental protection and comprehensive management for the relevant mine as required, the competent authority will not proceed with the procedures of annual inspection, renewal, alteration and mortgage registration in respect of the enterprise's mining permit. If the enterprise fails to make control according to the approved plan, the competent authority shall order the enterprise to carry out geological restoration within a prescribed time limit; if the enterprise fails to do so within the prescribed time limit, the competent authority may suspend the enterprise's mining permit or order it to stop production. However, a mining right holder who already prepared a special plan of environmental protection and comprehensive management, made a special provision of funds and implemented a restoration project for the relevant mine before August 1, 2008 may apply for exemption from paying any security deposit after evaluation by the competent municipal land and resources administration authority and approval by the autonomous region's provincial land and resources administration authority on the condition that the special plan and the restoration project meet the aims and requirements for ecological restoration in mines.

Risk Factors

Readers should carefully consider all of the information set out in this AIF, including the risks and uncertainties described below. China Gold International's business, financial condition or results of operations could be materially and adversely affected by any of these risks.

The Company's production estimates are subject to operating risks.

China Gold International generates all of its cash flow from the production of minerals at its two operating mines, the CSH Gold Project and the Jiama Project. The Company's production estimates from these mines are based on numerous assumptions including, among other things, reserve estimates, assumptions regarding ground conditions and physical characteristics of ores (such as hardness and presence or absence of certain metallurgical characteristics), estimated recovery rates and estimated rates and costs of production. By its nature, the business of mining and processing contains elements of significant risk and hazards which can affect these assumptions and thereby modify production. Actual production may vary from estimates for a variety of reasons, including risks and hazards set out below:

- actual ore mined varying from estimates in grade, tonnage, and metallurgical and other characteristics;
- lower than estimated recovery rate;
- mining dilution;
- pit wall failures or cave-ins;
- industrial accidents;
- natural phenomena such as inclement weather conditions, floods, blizzards, droughts, rock slides and earthquakes;
- encountering of unusual or unexpected geological conditions;
- changes in power costs and potential power shortages;
- shortages of principal supplies needed for operation, including explosives, fuels, equipment parts and lubricating oil;
- litigation; and
- restrictions imposed by government authorities.

The Company's mining operations may also be disrupted by environmental hazards, industrial accidents (including but not limited to mishandling of dangerous articles), technical or mechanical failures, processing deficiencies, labour disputes, community protests or civil unrest, discharge of toxic chemicals, fire, explosions, and other delays. China Gold International's mines are also subject to equipment failures and technical risks in that the Company's infrastructure may not perform as designed. For example, the mine production at the CSH Gold Project is expected to depend mostly on the crushing production and heap leach gold recovery rate. Since the height of the heap is increasing year after year at the CSH Gold Project, gold bearing solutions will take longer to reach the processing plant, which could cause delays in the gold production. Meanwhile, the remote location and harsh climate at the Jiama Project makes it susceptible to electricity shortfalls during the winter months which have disrupted production in the past.

Such occurrences could result in damage to mineral properties, interruptions in production, increased production costs, monetary losses, injury or death to persons, damage to the Company's property or the property of others, monetary losses and legal liabilities. The Company's failure to achieve its production

estimates could have a material and adverse effect on the Company's future cash flow, results of operations and financial condition.

The Company's mine expansion plans are subject to development risks.

The Company is currently expanding its Jiama Project from its initial processing capacity of 6,000 tpd to 60,000 tpd through the expansion of current open pit operations and the development of new open pit and underground mining operations. There are numerous risks in the development of mining properties, including failure to obtain the necessary regulatory approvals or sufficient funding, construction difficulties, technical difficulties, power supply and manpower or other resource constraints. Any delay in completion of the schedule for mine and processing facility construction and expansion will delay realization of anticipated revenues from the Jiama Project. As a consequence of any delay in completing the Company's capital expenditure projects, cost overruns, changes in market circumstances or other factors, the Company may not derive the expected economic benefits from capital expansion at the Jiama Project, and the Company's business and results of operations may be materially and adversely affected. In addition, there can be no assurances that the Company will be successful in finalizing a mine plan that maximizes the economic benefits of the expanded Jiama Project. Finally, new mining operations frequently experience unexpected problems during the initial development phase. Delays often can occur in the commencement of production. Estimates of production from properties not yet in production are subject to numerous risks of variance from actual estimates.

The Company may not be able to maintain an adequate and timely supply of electricity, water, auxiliary materials, equipment, spare parts and other critical supplies at reasonable prices or at all.

Cost effective operations of the Company's mines depend, among other things, on the adequate and timely supply of electricity, water and auxiliary materials. Major auxiliary materials used in the Company's production include forged steel grinding balls, chemical products, explosives, lubricating oil, electric wires and cables, rubber products and fuel. The Company sources its auxiliary materials from domestic suppliers and its equipment from suppliers in the PRC and other countries. If the Company's supply of auxiliary materials, equipment or spare parts are interrupted or their prices increase, or the Company's existing suppliers cease to supply the Company on acceptable terms, the Company's business, financial condition and results of operations could be materially and adversely affected.

Electricity and water are the main utilities used in the Company's exploration and mining. Because the Company's mines are situated in remote locations in China, the Company faces a relatively higher risk of an interruption or shortage in the Company's electricity supply, which could materially and adversely affect the Company's production and production safety by disrupting operations such as water pumping and ventilation. For example, the remote location and harsh climate at the Jiama Project makes it susceptible to power shortages during the winter months which have disrupted production in the past.

A large hydro power plant was built in Tibet in late 2014, significantly improving the power supply throughout the region. Several addition hydro power plants are also under construction and will contribute to the supply of the existing sources. Upon completion of such plants, the Company expects that the Tibet region will be able to meet its local demands and also distributed any excess power to nearby regions.

The Company is subject to commodity price risks.

Substantially all of the Company's revenues and cash flows from operating activities are derived from the sale of gold, copper and other metals. Historically, the market prices for gold, copper and other metals have fluctuated widely and experienced periods of significant decline. Prices are influenced by numerous factors and events which are beyond the Company's control such as world demand and supply, forward

selling activities, costs of production by other producers and other macro-economic factors such as expectations regarding inflation, interest rates, currency exchange rates as well as general global economic conditions and political trends. The Company does not engage in any hedging activities. If market prices for these metals should fall due to these or other factors and events, China Gold International's business, results of operations and the price of the Common Shares could be materially and adversely affected.

The Company depends on its two operating mines, namely, the CSH Gold Project and the Jiama Project, for substantially all of its revenue and cash flow from operating activities for the foreseeable future. Failure to obtain the expected economic benefits from these mines could materially and adversely affect its business, financial condition and results of operations.

The Company's operations are exposed to uncertainties in relation to its operating mines. The CSH Gold Project and the Jiama Project are the Company's only operating mines now and the Company will continue to depend on them for substantially all of its operating revenue and cash flow for the foreseeable future. If the Company fails to derive the expected economic benefits from these mines due to a delay or difficulty encountered in the progress or development of these mines, an occurrence of any event that causes these two mines to operate at less than optimal capacity or for other results, the Company's business, financial condition and results of operations could be materially and adversely affected.

The Company is inexperienced in the acquisition and development of mining assets outside of China and the Company may not be able to acquire and operate any gold or other non-ferrous mines outside of China in the future.

The Company has a mandate from China National Gold to focus on international mineral opportunities; however, all of the Company's current mining assets are located in China. The Company is relatively inexperienced in identifying, acquiring and integrating assets outside of China, and has no experience in developing assets outside of China. As a result, the Company's future efforts to acquire and develop mining assets outside of China may not be successful and the Company may not be able to acquire and operate any gold or other non-ferrous mines outside of China in the future, which in turn may materially and adversely affect the Company's growth prospects and results of operations.

The Company's business may be affected by conflicts of interest with its controlling shareholder or a breakdown in its relationship with its controlling shareholder.

China National Gold holds approximately 39% of the Company's outstanding Common Shares. The Company also has a deep connection to China National Gold through cross-management, shared directors, the CNG Non-Compete and the CGG Non-Compete. There is a risk that China National Gold may, in the future, exercise its influence over the Company as a controlling shareholder in a manner inconsistent with the best interests of the Company's other shareholders. If that occurs, the Company may lose some of its competitive advantages and the Company's business and results of operations may be materially and adversely affected.

Reserve and resource estimates are based on assumptions which may prove to be inaccurate.

The figures for mineral reserves and mineral resources contained in this Annual Information Form are estimates only and no assurance can be given that the anticipated tonnages and grades will be achieved, that the indicated level of recovery will be realized or that mineral reserves could be mined or processed profitably. There are numerous uncertainties inherent in estimating mineral reserves and mineral resources, including many factors beyond the Company's control. Such estimation is a subjective process, and the accuracy of any reserve or resource estimate is a function of the quantity and quality of available data and of the assumptions made and judgments used in engineering and geological

interpretation. Short-term operating factors relating to the mineral reserves, such as the need for orderly development of the ore bodies or the processing of new or different ore grades, may cause the mining operation to be unprofitable in any particular accounting period. In addition, there can be no assurance that gold, silver or copper recoveries in small scale laboratory tests will be duplicated in larger scale tests under on-site conditions or during production.

Fluctuation in gold, copper and other metal prices, results of drilling, metallurgical testing and production and the evaluation of mine plans subsequent to the date of any estimate may require revision of such estimate. The volume and grade of reserves mined and processed and recovery rates may not be the same as currently anticipated. Any material reductions in estimates of mineral reserves and mineral resources, or of the Company's ability to extract these mineral reserves, could have a material adverse effect on the Company's results of operations and financial condition.

The Company's failure to obtain and maintain required government approvals, permits and licenses for the Company's exploration and mining activities or renewals thereof could materially and adversely affect the Company's business and results of operations.

Under relevant PRC laws, the Company is required to obtain certain government approvals, permits and licenses for each of the Company's mines, among which exploration permits, mining permits, production safety permits and gold operating permits are crucial to the Company's business operations. The Company's mining permit for the CSH Gold Project will expire in August 2015 and has been submitted for renewal. The application is currently under review by government agencies but will not commit on any approval date at this time. The mining permit for the Jiama Project has been consolidated into one license which covers Niumatang, Tongqianshan, South Pit, Jiaoyan and underground. License has an expiration date of October 12, 2023. The rates of mining that have been nominated on the permits are below the production rates anticipated from Phase II expansion of the Jiama Project. Under the PRC laws and regulations, if there are residual reserves in a property when the mining permit in respect of such property expires, the holder of the expiring mining permit will be entitled to apply for an extension for an additional term. The Company believes that there will be no material substantive obstacle in renewing such permits. Nevertheless, there can be no assurance as to whether the current relevant PRC laws and regulations, as well as the current mining industry policy, will remain unchanged at the time of the extension application of such permits, nor can there be any assurance that the competent authorities will not use their discretion to deny or delay the renewal or the extension of relevant mining permits due to factors outside the Company's control. Therefore, there can be no assurance that the Company will successfully renew its mining permits on favourable terms, or at all, once such permits expire.

Any failure to obtain or any delay in obtaining or retaining any required governmental approvals, permits or licenses could subject the Company to a variety of administrative penalties or other government actions and adversely impact the Company's business operations. The relevant state and provincial authorities in China do not allow exploration permit renewal applications to be submitted earlier than 30 days before the permit expiration date and a delay of 2 to 3 months for permit application processing times is not uncommon. The relevant state and provincial authorities in China do not issue formal documentation to guarantee permit renewal while processing renewal applications. If any administrative penalties and other government actions are imposed on or taken against the Company due to the Company's failure to obtain, or delay in obtaining or retaining, any required governmental approvals, permits or licenses, the Company's business, financial condition and results of operations could be materially and adversely affected.

The Company may not pass the annual inspection of the mining rights to the CSH Gold Project and the Jiama Project.

China Gold International's mining rights for the CSH Gold Project and Jiama Project are subject to annual inspection by the Department of Land and Resources of Inner Mongolia, Tibet and China, respectively. In the annual inspection, the relevant authorities will consider whether the Company's mining activities in the past year have been in compliance with the relevant laws and regulations. If the Company fails to meet the relevant requirements or materially breach any laws or regulations, it may not pass the inspection, in which case the Company may be penalized according to the relevant laws and regulations, or given a deadline to rectify the deficiencies, or, in serious cases, have its mining rights revoked. While the Company has passed the annual inspections in the past, there can be no assurance that the Company will be able to pass the annual inspection in the future. Should its mining rights be suspended or revoked or the Company fail to pass the annual inspection, the Company's business and results of operations will be materially and adversely affected.

The Company's future acquisitions may prove to be difficult to integrate and manage or may not be successful.

China Gold International intends to pursue the acquisition of high-quality mineral projects as part of its strategy, but the Company may not identify suitable acquisition opportunities. Even if the Company does identify suitable opportunities, it may not be able to complete those transactions on terms commercially acceptable to the Company or at all. The inability to identify suitable acquisition targets or the inability to complete such transactions could materially and adversely affect the Company's competitiveness and growth prospects. In the event the Company successfully completes an acquisition, the Company could face difficulties in integrating the acquisition with the Company's operations or fail to achieve the strategic purpose of such an acquisition. Such difficulties or failures could disrupt the Company's ongoing business, distract the Company's management and employees, and increase the Company's expenses, any of which could materially and adversely affect the Company's business and results of operations.

The Company owns the CSH Gold Project through a CJV company, which is established pursuant to a CJV agreement. Therefore, the Company is subject to risks relating to operations through CJV companies.

China Gold International has entered into a CJV agreement in relation to the CSH Gold Project. Although under the existing CJV agreement, the Company is entitled to appoint a majority of the directors of the CJV company and appoint the general manager of the CJV company (who is responsible for the day-to-day operation and management of the CJV company and implementing resolutions of the board), certain members of the management and board of directors of the CJV company are nominated by Brigade 217, the Company's CJV partner. Under the CJV law and the CJV agreement, certain decisions require unanimous consent of the directors present at a meeting of the board, such as: (i) amendment to the articles of association of the CJV company, (ii) increase or reduction of the registered capital of the CJV company; (iii) dissolution of the CJV company; (iv) mortgage of the assets of the CJV company; or (v) merger or division of the CJV company or a change in its form of organization; and to the extent unanimous consent cannot be obtained, there is a risk that the Company will not be able to effect these matters despite the Company's desire to do so.

In addition, the Company's CJV agreement with the Company's CJV partner involves a number of risks, including: (i) disputes with the Company's CJV partner as to the performance or scope of each party's obligations under the CJV agreement, (ii) financial difficulties encountered by a CJV partner affecting its ability to perform its obligations under the CJV agreement or other contracts with the Company, and (iii) conflicts between the policies or objectives adopted by the Company's CJV partner and those adopted by

the Company. If a dispute or disagreement arises between the Company's CJV partner and the Company, it could be time-consuming, costly and distracting for the Company to resolve such dispute or any legal proceedings that develop from the dispute or disagreement. Furthermore, if China Gold International receives an adverse decision in any such legal proceeding, the Company may be required to pay compensation or damages to the Company's CJV partner. As a result, the Company's business and results of operations could be materially and adversely affected.

The Company may not be able to obtain further financing to fund the expansion and development of its business.

The Company is in a capital-intensive industry and has relied on a mixture of equity capital and debt financing to fund its operations. The Company has in the past funded its capital expenditures primarily by cash generated from the Company's operations, the issuance of equity and debt securities and credit facilities. The Company expects to use its available cash to meet its business growth objectives, including further development of the Company's existing exploration, mining and processing operations, development of new properties and future acquisitions. Any required additional funding may be sought through the debt and equity markets or through project participation arrangements with third parties, but there is no assurance that the Company will be able to obtain sufficient funding or obtain funding at all when it is required and that such additional funding will be available on commercially acceptable terms. If any such additional funding is obtained, it may be on terms that are highly dilutive or otherwise adverse to the Company's existing stockholders. Failure to obtain the funding or obtain the funding on commercially acceptable terms that the Company needs when it is required could have a material and adverse effect on the Company's business and results of operations.

The Company may face the risk of increasing current liabilities.

As of December 31, 2014 and 2015, the Company's current liabilities were approximately US\$698 million and US\$390 million, accounting for 45% and 29%, respectively, of total liabilities during the same periods.

The Company may incur substantial additional indebtedness, including guarantee of third parties' indebtedness, in the future, which could adversely affect its financial condition and ability to generate sufficient cash to satisfy its outstanding and future debt obligations.

The Company may from time to time incur substantial additional indebtedness and guarantee third parties' indebtedness in its normal course of business. If it incurs additional debt or guarantee third parties' indebtedness, the risks that it could face as a result of such indebtedness and leverage could increase. The increase in the amount of the Company's indebtedness, including guarantee of third parties' indebtedness, could adversely affect its financial condition and ability to generate sufficient cash to satisfy its outstanding and future debt obligations.

The Company's indebtedness and the conditions and restrictive covenants imposed on the Company by its financing agreements could materially and adversely affect the Company's business and results of operations.

The Company holds debt facilities related to the capital development of its mines and may, in the future, incur significant debt to fund its acquisition and expansion plans. The Company's ability to meet regularly scheduled interest and principal payments on its indebtedness will depend on the Company's future operating performance and cash flow, which in turn will depend on prevailing economic and political conditions and other factors, many of which may be beyond the Company's control. Furthermore, a high level of indebtedness will expose the Company to interest rate risks which could substantially affect the Company's ability to generate cash or make a profit.

In addition, the Company's financing agreements include various conditions and covenants that require China Gold International to obtain lenders' consents prior to carrying out certain activities and entering into certain transactions, such as incurring additional debt, creating additional charges on Company assets, and providing additional guarantees or disposing of certain assets. In connection with the Company's borrowings and other financing arrangements, the Company has agreed to comply with various financial and other covenants.

The Company's ability to pay dividends or other distributions on the Common Shares may be limited due to conditions imposed under financing agreements. In addition, the Company may also be significantly restricted in its ability to raise additional capital through bank borrowings and debt and equity issuances or to engage in some transactions that China Gold International expects to be of benefit to the Company. The inability to meet these conditions and covenants or obtain lenders' consent to carry out restricted activities could materially and adversely affect the business and results of operations of China Gold International.

The Company relies on third-party contractors to conduct a substantial portion of the Company's exploration, mine construction and mining activities.

The Company outsources all of its mining and exploration engineering work (such as drilling) and most of the Company's mine construction work to third-party contractors. The Company maintains supervision over these contractors and amends the outsourcing agreements from time to time to better address cost and quality controls. However, notwithstanding these efforts, the Company's contractors may take actions contrary to the Company's instructions or requests, or be unable or unwilling to fulfill their obligations. In such event, the Company may have disputes with its contractors, which could lead to additional expense, distractions and potentially loss of production time and additional costs, any of which could materially and adversely affect the Company's business and results of operations.

In addition, under the relevant PRC laws and regulations, an owner of an exploration or mining permit has a statutory obligation to ensure safe production. In the event of any production safety-related accident involving a contractor, the Company may be held directly liable or liable for compensation to the extent of its fault regardless of any contractual provisions to the contrary. Any of such liabilities could have a material and adverse effect on the Company's financial condition and results of operations.

The Company faces certain risks relating to the real properties that the Company owns, uses or leases.

China Gold International could potentially be subject to challenges, lawsuits or other actions taken against the Company with respect to the properties owned, used or leased with which the Company or relevant lessors do not hold valid title certificates. If any of the properties the Company owns or leases were successfully challenged, the Company may be forced to relocate the affected operations. If the Company fails to find suitable replacement sites on terms acceptable to the Company for a significant number of the affected operations, or if the Company is subject to any material liability resulting from third parties' challenges to the Company's ownership, usage or lease of properties with which the Company or its lessors do not hold valid titles, the Company's business, financial condition and results of operations could be materially and adversely affected.

The Company's operations are governed by extensive and increasingly stringent environmental and other laws and regulations.

The Company's operations are subject to extensive PRC environmental laws and regulations relating to air and water quality, waste management and public health and safety. To comply with these laws and regulations, China Gold International incurs significant costs associated with the Company's production

facilities, production process and the installation of pollution control equipment. The Company must undergo inspections by relevant PRC environmental authorities and maintain various environmental permits. Failure to comply with relevant PRC environmental laws and regulations could materially and adversely affect the Company's business and results of operations.

In addition, PRC environmental legislation is evolving in a manner that will require stricter standards and enforcement, increased fines and penalties for non-compliance, more stringent environmental assessments of proposed mines and a heightened degree of responsibility for companies and their officers, directors and employees. Amendments to current PRC laws and regulations governing operations and activities of mining companies or more stringent implementation thereof could have a material adverse impact on the Company and cause increases in capital expenditure, production costs or reductions in levels of production at producing properties or require abandonment or delays in development of new mining properties.

The Company's mining operations have a limited life and eventual closure of these operations will entail costs and risks regarding ongoing monitoring, rehabilitation and compliance with environmental standards.

The Company's existing mining operations have a limited life. The key costs and risks for mine closures are: (i) long-term management of permanent engineered structures (such as tailings dams) and acid drainage; (ii) achievement of environmental closure standards (such as rehabilitation requirements); (iii) orderly retrenchment of employees and third-party contractors; and (iv) relinquishment of the sites with associated permanent structures and community development infrastructure and programs to new owners. The consequences of a closure range from increased closure costs and handover delays to ongoing monitoring and environmental rehabilitation costs and damage to the Company's reputation if desired outcomes cannot be achieved. In the event of a difficult closure, the Company's business and results of operations could be materially and adversely affected.

In an effort to address mine closure and other geological environment issues, a mining company is required to submit rehabilitation undertakings and pay rehabilitation deposits to the relevant government authorities under applicable PRC laws and regulations. China Gold International has submitted the rehabilitation undertakings and paid the instalments of rehabilitation deposits that have become due with respect to the CSH Gold Project and the Jiama Project, however, in the event of non-compliance of applicable rehabilitation undertakings or a default in paying required rehabilitation deposits in the future, the Company could be subject to a variety of penalties and other administrative actions, including inability to proceed with certain administrative procedures relating to mining permits (including annual inspection, renewal, alteration and mortgage registration), suspension of mining permits or ceasing of operations.

Failure to discover new reserves, maintain or enhance existing reserves, develop new operations or expand the Company's current operations could negatively affect its business and results of operations.

Mining exploration is unpredictable in nature. The success of any mining exploration program depends on various factors including, among other things, (i) whether ore bodies can be located; (ii) whether the location of ore bodies are economically viable to mine; (iii) whether appropriate metallurgical processes can be developed and appropriate mining and processing facilities can be economically constructed; and (iv) whether necessary governmental permits, licenses and consents can be obtained.

In order to maintain gold and other non-ferrous metal production beyond the life of the current proved and probable reserves, the Company must identify further reserves capable of economical exploitation. However, due to the unpredictable and speculative nature of the gold mining industry, there is no

assurance that any exploration program will result in the discovery of valuable resources. If a valuable resource is discovered, it could take several years and require significant capital expenditure to complete the initial phases of exploration before production commences, and during this period, the capital cost and economic feasibility may change. There is also no assurance that reported resources can be converted into reserves. Furthermore, actual results upon production may differ from those anticipated at the time of discovery.

To access additional reserves in explored areas, the Company will need to successfully complete development projects, including extending existing mines and developing new mines. The Company typically conducts feasibility studies to determine whether to undertake significant construction projects. Actual results may differ significantly from those anticipated by such feasibility studies. Accordingly, there is no assurance that any future exploration activities or development projects will extend the life of our existing mining operations or result in any new economical mining operations.

Dividends payable by the Company's PRC subsidiaries to the Company, dividends payable by the Company to its shareholders and gains on the sale of Common Shares may become subject to withholding taxes under PRC tax laws.

Pursuant to the *Enterprise Income Tax Law* of the PRC ("EIT Law") and implementation regulations issued by the State Council, to the extent any dividends for earnings derived since January 1, 2008 are considered sourced within China, PRC income tax at the rate of 10% is applicable to dividends payable to investors that are "non-resident enterprises" (and that do not have an establishment or place of business in China, or that have such establishment or place of business but the relevant income is not effectively connected with the establishment or place of business). Similarly, any gain realized on the transfer of the Shares by such investors is also subject to a 10% PRC income tax if such gain is regarded as income derived from sources within China. If China Gold International is considered to be a "resident enterprise", the Company would be subject to the enterprise income tax at the rate of 25% on the Company's global income and the dividends the Company pays with respect to the Common Shares would be treated as income derived from sources within China and be subject to PRC income tax. It is uncertain whether the Company will be considered a PRC "resident enterprise". Accordingly, there is uncertainty as to whether the dividends payable to the Company's foreign investors, or the gains the Company's foreign investors may realize from the transfer of the Common Shares, would be treated as income sourced within China and be subject to PRC tax. If the Company is required under the EIT Law to withhold PRC income tax on its dividends payable to the Company's foreign shareholders who are "non-resident enterprises," or if foreign investors are required to pay PRC income tax on the transfer of the Common Shares, the value of investment in the Common Shares may be materially and adversely affected.

Limitations on the ability of the Company's PRC subsidiaries or CJVs to pay dividends to the Company could have a material adverse effect on the Company's ability to conduct business.

Relevant PRC laws, rules and regulations permit payments of dividends by each of the Company's PRC subsidiaries only out of the subsidiaries' retained earnings, if any, determined in accordance with PRC accounting standards and regulations. Under PRC laws, rules and regulations, each of the entities incorporated in the PRC is required to set aside a portion of its net income each year to fund certain reserves and to make up for previously accumulated losses before it can distribute dividends to its shareholders. These reserves, together with the registered equity of these entities, are not distributable as cash dividends. As a result of these PRC laws, rules and regulations, the Company's PRC subsidiaries are restricted in their ability to distribute dividends to their shareholders. Limitations on the ability of its PRC subsidiaries to pay dividends to the Company could negatively impact the Common Share price. The Company has never paid a dividend on its Common Shares. The Company has significant financial requirements and intends to retain future earnings for reinvestment in the Company's business and, therefore, has no current intention to pay dividends on its Common Shares in the foreseeable future.

The Company's risk management and internal control systems may not be adequate or effective.

China Gold International's directors together with the Company's senior management are responsible for overseeing the Group's internal control policies and procedures. The Company has established risk management and internal control systems consisting of relevant organizational framework policies, procedures and risk management methods that the Company believes are appropriate for China Gold International's business operations.

China Gold International believes that the Company has a proper internal control and risk management system in place. However, due to the inherent limitations in the design and implementation of these systems, there is a risk that these systems will not be sufficiently effective in identifying and preventing a deficiency in internal controls. In addition, as some of the risk management and internal control policies and procedures are relatively new, the Company may need to establish and implement additional policies and procedures to further improve the Company's systems from time to time. Since the Company's risk management and internal controls depend on implementation by Company employees, there is a risk that such implementation will involve human errors or mistakes. If the Company fails to implement its policies and procedures in a timely manner, or fails to identify risks that affect the Company's business, the Company's business, results of operations and financial condition could be materially and adversely affected.

The Company may not be able to retain or secure key qualified personnel, key senior management or other personnel for its operations.

Recruiting and retaining qualified personnel is critical to the Company's success. China Gold International depends on certain key qualified personnel, key senior management and other employees. As the Company's business grows, the Company may recruit additional management and other personnel. There is no assurance that the key qualified personnel that the Company recruits in the future will continue to provide services to the Company or will honour the agreed terms and conditions of their employment or contracts. Any loss of key personnel or failure to recruit and retain personnel for the Company's future operations and development could have a material adverse effect on the Company's business and results of operations.

The Company may not be adequately insured against losses and liabilities arising from the Company's operations.

Exploration, development and production operations on mineral properties involve numerous risks, including unexpected or unusual geological conditions, rock bursts or slides, fire, floods, earthquakes or other environmental occurrences and political and social instability. These risks can result in, among other things, damage to and destruction of mineral properties or production facilities, personal injury, environmental damage, delays in mining, monetary losses and legal liability.

The Company has maintained insurance within ranges of coverage consistent with industry practice in the PRC. However, in line with industry practice in the PRC, the Company has elected not to insure against certain risks as a result of high premiums or other reasons or has agreed to policy limits on certain coverage that may not cover all potential liabilities for similar reasons.

China Gold International cannot provide assurance that the Company will be able to maintain its current insurance coverage at economically reasonable premiums (or at all) in the future, or that any coverage that the Company obtains will be adequate and available to cover the extent of any claims against the Company. In the event that the Company suffers a significant liability for which the Company is not insured or for which the Company's insurance coverage is inadequate to cover the entire liability, the Company's business and results of operation could be materially and adversely affected.

Some of the Company's directors and officers are directors and officers of other mineral resource companies. The Company cannot assure you that these directors and officers will not encounter conflicts of interests with the Company.

Some of the Company's directors and officers are directors or officers of other mineral resource companies. To the extent that such other companies may participate in ventures in which the Company may participate, these directors and officers may have a conflict of interest in negotiating and concluding terms with respect to the extent of such participation. Such other companies may also compete with the Company for the acquisition of mineral property rights.

In the event that any such conflict of interest arises, a director or officer who has such a conflict is required to disclose the conflict to a meeting of the Company's board of directors. If the conflict involves a director, the director is required to abstain from voting for or against the approval of such participation or such terms. In appropriate cases, the Company will establish a special committee of independent directors to review a matter in which several directors, or management, may have a conflict. In accordance with the provisions of the BCBCA, the Company's directors and officers are required to act honestly and in good faith, with a view to the Company's best interests.

The Company faces increasing domestic and foreign competition.

The Company faces increasing competition from both domestic and international metal producers. The Company's major competitors are large international mining companies. The Company's competitors may have certain advantages over the Company, including greater financial, technical and raw materials resources, greater economies of scale, broader name recognition and more established relationships in certain markets. Increased competition may prevent the Company from acquiring new properties and ultimately may have a material adverse impact on its business, results of operation and growth prospects.

The Company faces risks relating to related party transaction.

The Company purchases raw materials from, sell products to and provide gold refining services to its related parties on ordinary commercial terms, and the transactions with its affiliates are offset in the Company's consolidated financial statements. In the event of unfair related party transactions, it could undermine the Company's competitiveness and its independence, which could materially and adversely affect its business, result of operations and financial condition.

Changes to the PRC regulatory regime for the mining industry may materially and adversely affect the Company's business and results of operations.

The PRC local, provincial and central authorities exercise a substantial degree of control over the mining industry in the PRC. The Company's operations are subject to a range of PRC laws, regulations, policies, standards and requirements in relation to, among other things, mine exploration, development, production, taxation, labour standards, occupational health and safety, waste treatment and environmental protection, and operation management. Any changes to these laws, regulations, policies, standards and requirements or to the interpretation or enforcement thereof may increase the Company's operating costs and thus adversely affect the Company's results of operations.

Although the Company seeks to comply with all new PRC laws, regulations, policies, standards and requirements applicable to the mining industry or all changes in existing laws, regulations, policies, standards and requirements, the Company may not be able to comply with them economically or at all. Furthermore, any such new PRC laws, regulations, policies, standards and requirements or any such change in existing laws, regulations, policies, standards and requirements may also constrain the Company's future expansion plans and adversely affect its profitability.

PRC political, economic and social conditions and government policies could affect the Company's business.

China is, and for the foreseeable future is expected to remain, the country in which the Company concentrates most of its business activities and financial resources. Currently, all of the Company's operating assets are located in the PRC and all of the Company's revenue is derived from its operations in the PRC. The Company's results of operations and prospects are subject, to a significant degree, to economic, political and social developments in the PRC. The economy of the PRC differs from the economies of most developed countries in many respects, including the extent of governmental involvement, the level of development, the growth rate and government control of foreign exchange. The PRC is an emerging market jurisdiction and the Company's business may face unique risks associated with its operations in an emerging market jurisdiction. These risks include risks related to political factors such as government instability and changing governmental policy that may affect legal rights such as property ownership, legal and regulatory framework given that emerging market jurisdictions may have less developed legal or regulatory systems, the movement and conversion of currency out of the foreign jurisdiction which could hinder the repatriation of profits to investors and legal title to assets.

Since 1979, the PRC government has established a commercial law system, and has made significant progress in promulgating laws and regulations relating to economic affairs and matters such as corporate organization and governance, foreign investment, commerce, taxation and trade. However, many of these laws and regulations are relatively new. The implementation and interpretation of these laws and regulations remain uncertain in many areas and may not be consistent with long-standing local conventions and customs. As a result, there may be ambiguities, inconsistencies and anomalies in the agreements that the Company is a party to or the legislation upon which these agreements are based, which are atypical of more developed legal systems and may affect the interpretation and enforcement of the Company's rights and obligations. Furthermore, the PRC legal system is based in part on government policies and administrative rules that the Company may not be aware of. Moreover, the legal protections available to the Company under these laws, rules and regulations may be limited. Any litigation or regulatory enforcement action may be protracted and could result in substantial costs and diversion of resources and management attention.

In addition, there are several levels of government with influence over the Company's mineral exploration, development and production activities. A loss of support for one or more of the Company's mines by a government authority at any level could result in substantial disruption in the Company's ability to continue operations. Such a loss of support could occur on a national level, including, for example, a change in government policy. It may also occur at a provincial or local level. As a result, the Company's ability to conduct operations could be hindered by aggressive or capricious application of jurisdiction within the control of a particular level of government.

The Company may be unable to enforce its legal rights in certain circumstances.

China Gold International is incorporated in British Columbia. In the event of a dispute arising from or in respect of the Company's operations in the PRC, the Company may be subject to the exclusive jurisdiction of PRC courts or may not be successful in subjecting foreign persons to the courts in Canada, Hong Kong or other jurisdictions. China Gold International may also be hindered or be prevented from enforcing the Company's rights with respect to a governmental entity or instrumentality because of the doctrine of sovereign immunity.

The Company is subject to foreign exchange risk.

The majority of the Company's operating costs are denominated in RMB, but the Company's consolidated financial results are published in U.S. dollars. Therefore, if the RMB appreciates against the

U.S. dollar, it could adversely affect the Company's consolidated financial results. Moreover, to the extent that the Company needs to convert the proceeds from its future financing into the RMB for the Company's operations, appreciation of the RMB against the relevant foreign currencies could have an adverse effect on the RMB amount the Company would receive from the conversion.

CSH Gold Project

The following is the summary of the CSH Technical Report on the CSH Gold Project. The CSH Technical Report is available for review under the Company's profile on the SEDAR database at www.sedar.com. The entire CSH Technical Report is incorporated by reference into this AIF. The following summary is derived from the CSH Technical Report and is qualified by reference to the CSH Technical Report in its entirety. Readers are encouraged to review the Technical Report.

Property Description

The CSH Gold Project covers an area of 35.93 kilometers in the Inner Mongolia Autonomous Region of northern China, and is covered by a single Exploration Permit (No. 0100000220028). Formerly known as the 217 property, the Exploration Permit is centered at latitude 41° 40' North, longitude 109° 14' East. The present permit issued to the Ningxia Pacific Minerals Co. Ltd. in Yinchuan, was valid until 3 August 2008 and was renewed by payment of bi-annual rental fees thereafter.

The Ministry of Land and Resources of China in Beijing issued a Mining Permit (No. 1000000610103) to Ningxia Pacific Mineral Co. Ltd, in August 2006. The permit is valid until August 2015, which may be renewed thereafter.

Jinshan Gold Mines Inc., now China Gold International completed a 20,000 t/d gold recovery facility, heap leaching, carbon-in-column (CIC) gold absorption, carbon stripping, carbon regeneration and acid washing, bullion refining, and reagent systems along with the necessary ancillaries such as plant site electrical systems, water system, shops, camp facilities and access roads. A 30,000 t/d crushing facility was commissioned in September 2009 and has been in operations since that time. By the end of 2013, another 30,000 t/d crushing facility was commissioned and is ramping up production now. The total processing capacity of the CSH Gold Project is now at 60,000 t/d.

A fully licensed joint venture company - Ningxia Pacific Mining Co. Ltd., now Inner Mongolia Pacific Mining Co. Ltd was formed with Brigade 217 and all property work is being carried out through this entity.

Geological Setting and Mineralization

The CSH Gold Project is located within the North China Gold Belt extending along the northern margin of the North China Craton. Miller et al. (1998), Wang and Mo (1995), and Sengör et al. (1993) have described the tectonic setting and evolution of the North China Craton.

Proterozoic carbonaceous metasedimentary rocks host the CSH217 gold mineralization in the south limb of the CSH syncline. The syncline is one of the most prominent structural features in a major east-west trending fold belt that is characterized by complex fold interference patterns. Caledonian and Hercynian age composite granitoid batholiths occur to the north and south of the property. The host rocks to the gold mineralization on the CSH217 property are mainly carbonaceous phyllite, schist, and slate within the lower members of the Bilute Formation.

The gold mineralization is composed of thin (1 to 10 mm) sulphide and quartz-sulphide seams/veinlets, stringers, and boudinaged lenses, which are concordant with the bedding and foliation and trend along the

shear zone. Much quartz vein material has been logged in the drill holes associated with the higher-grade gold sections. The higher-grade gold zones are parallel or sub-parallel the regional metamorphic foliation texture. In most cross-sections connecting of the higher-grade intervals shows relatively consistent dip angles of the mineralization zones ranging from 82-85° in the Northeast Zone, and 87-89° and dipping opposite in the Southwest Zone.

Petrographic work indicates that gold is associated mostly with arsenopyrite and pyrrhotite (approximately 22% of total mass) or free (approximately 77% of total mass). Gold has also been observed as free flecks up to 2 mm in size directly associated with the sulphides in both the stringers and in the quartz “vein” material. Trace amounts of gold have been seen as inclusions within some arsenopyrite crystals. The pyrrhotite is nickeliferous and frequently shows strong pentlandite flame structures within the individual crystals.

Deposit Type

The CSH217 deposit is a large bulk tonnage low-grade style of gold mineralization hosted within a ductile-brittle shear zone in Proterozoic sediments. Earlier property work and recent drilling data suggest that the gold mineralization was emplaced along the major southwesterly trending ductile-brittle shear zone. The ductile-brittle shear zone, which crosscuts the original bedding structure at about 10°, controlled the mineralization.

The shear zone is parallel to the foliation of the regional metamorphism, which is also parallel to the synclinal fold axis and deformation style typical of many greenstone and slate-belt terranes. Folding continued beyond the point of rupture, with the strain taken up in the developing shear zone. The quartz-sulphide veinlets are boudinaged within the foliation and were clearly deposited early in the deformational history and are perhaps related to basin dewatering during regional folding, typical of “Slate Belt” gold districts.

Exploration

In 2002, Jinshan (previously Pacific Minerals) completed geophysical surveys along the length of the known mineralization (magnetics and TEM). A total of 2,997 meters in 23 diamond drill holes was completed, with most of this drilling concentrated on the Northeast Zone. Wide, low grade intervals were delineated and supported the potential for a low grade, bulk tonnage gold deposit. These results justified a further campaign in 2003.

In 2007, Jinshan drilled a total of 11,432 meters at the CSH property, including 3073 meters in Southwest Zone, 8147 meters in Northeast Zone, and two short prospecting holes drilled further west along the mineralization trend. In 2007, the 14 holes were drilled in the Southwest Zone, 5 holes as in-fills, to bring drilled sections in the east part of the zone to 50 meter spacing, and the rest as step-out holes in the west end. The in-fill holes further confirmed the continuity of the gold mineralization.

The main purposes of drilling in 2008 was to in-fill gaps in the mineralization model in both the Northeast and Southwest zones, to upgrade Inferred Resources to Indicated status, and to delineate gold mineralization at depths below the previous exploration efforts.

In total, 4972.88 meters were drilled in 23 holes, 1639.29 meters were drilled in Southwest Zone and 2583.89 meters in Northeast Zone. Three prospect holes, totaling 749.70 meters were drilled in the western extension of the Southwest Zone.

Little drilling was done during 2009 and 2010, with only three additional drill holes completed. The most significant drilling campaign to date at the CSH Mine was completed by the end of October, 2011, comprising of 108 holes for a total over 59,000 metres.

Drilling

Details about the drill holes completed in 2007 and 2008 have been described in the prior Technical Reports mentioned elsewhere. Recovery has been good at CSH, and is not considered an issue. All drill holes were surveyed down-the-hole using a Sperry-Sun type single-shot survey instrument providing a photographic record of the hole angle and direction at 50 meter intervals. The magnetic effect of the pyrrhotite content of the mineralization on the borehole directional survey is not considered significant, as generally less than 1 percent pyrrhotite observed in the mineralization intercepts, and the incremental surveys down the hole are consistent. The collar locations were surveyed using a laser total station and tied to survey control points established with differential GPS, coordinates are recorded using the Beijing 54 coordinate system. All the core was logged by geologists and sampled at the site.

Sample Preparation, Analysis and Security

All samples were analyzed by fire assay with AA finish by Tianjin Lab, SGS China, from crushed minus 10 mesh samples prepared by Baogang Laboratory in Baotou, Inner Mongolia. The entire drill core was logged and then split in half by saw with one half then being submitted for assay and the balance being retained on site for reference. The cut half-cores are stored in a secure warehouse in the XinHuRe (CSH 217) base camp.

Sampling is mostly 2.0 meters long unless obvious geological breaks dictated otherwise (maximum 3.90 meters, minimum 0.30 meter). The HQ series cores (63.5 millimeters) provide adequate sample weights for this type of deposits. The average weight of a half core sample for a 2 meter interval is 7.0 kilograms.

Two laboratories were chosen to perform the assays: SGSs Tianjin Laboratory and ALS Chemex Guangzhou laboratory, both in the People's Republic of China. The Tianjin laboratory has been the main laboratory for CSH samples for no less than 8 years.

Gold content was determined using the standard 30-gram fire assay followed by Atomic Absorption techniques. About 10% of the samples that were assayed above 0.2 ppm Au were checked by a third lab, the ITS Shanghai Lab.

As part of the data quality assurance and quality control procedures (QA/QC), several sample preparation and assaying checks were implemented for the 2011 drilling program. This was in addition to the QA/QC programs from various campaigns that have been previously reported on. The 2011 QA/QC consisted of 489 blanks; 454 pulp duplicate samples; and 426 samples of reference material of 16 different known grades.

Data Verification

The CSH Technical Report authors have verified the gold mineralization by observing the mineralized drill cores and exposures in the open pits, ores loaded on the leach pads, and gold doré bars produced by the CSH Mine.

It is the opinion of the CSH Technical Report authors that the data used in the preparation of the Technical Report is adequate and meets the standards required by CIM Guidelines and NI 43-101.

Mineral Resources

The database used to estimate the resources of the NE and SW zones consists of a total of 298 inclined surface drill holes, covering both zones, and including its latest extensions to the SW and somewhat to the NE. There are 111 new holes added since the last resource update, 108 of those drilled in the 2011 campaign, for a total of almost 61,000 additional meters. The holes dip between about 75° to 45° with most holes to the south and the southeast and six holes to the northwest. The drill holes have been surveyed on the Beijing 54/Yellow Sea 58 system using a total station tied to control points previously established with differential GPS system.

The overall integrity of the database is deemed excellent. The 2011 drill holes have been checked for internal consistency, looking for obvious errors in the assay, geologic, down-the-hole surveys, and collar locations data.

All drill holes have been surveyed down-the-hole using an Eastman-Kodak single shot camera, made in Germany. The camera has a magnetic angle unit that measures azimuth and dip. The value is recorded inside the camera, and the measured values can be read after the film is developed. The stated measuring accuracy is 0.1 degrees, and reading accuracy is 0.5 degrees, which is adequate for resource estimation.

The topography surface used in this resource model update was a survey completed in the summer of 2005, as well as an additional patch to the SW of the ore zones, to cover the latest extension of the model. Additional lateral topography was derived from an IKONOS satellite image, with nominal spatial resolution of 2m horizontal, and the DEM accuracy is ± 1 m, geo-referenced to the Yellow Sea 58 datum, on Beijing 54 map projection.

The current topographic surface was surveyed with Total Station, representing the “as-mined” surface as of December 31st, 2011. The resources reported later in this Section correspond to material below the pit surface, and all comparisons with current production are done above the end of December 2011 topographic surface.

The same 0.20 g/t Au grade envelope used in previous modeling efforts was updated. The grade threshold is a reasonable footwall and hanging wall contact for the gold mineralization. The resource model assumes that there is no mineralization of interest outside the 0.20 g/t envelope. The envelope was refined by China Gold International’s geologist and checked.

Mineralized material is defined by samples that are greater or equal than 0.20 g/t gold grade over a minimum 6m-horizontal width (thickness of the steep dipping zones), considered a minimum mining width to selectively remove waste.

The mineralized intervals on sections show good continuity, both section to section and down dip. It demonstrates that the dip of the mineralization is steeply south-southeast at almost 90°.

In 2011, an additional 64 samples were obtained and sent to testing. There are no changes introduced or additional density samples considered for this 2012 resource model. These new 64 samples are all in the non-weathered zone, and average 2.79, which is the same average density used previously. The average for the 81 weathered samples is 2.72.

Two-meter long composites were obtained from the original assay data, and coded using the modeled geology as inside or outside the 0.20 g/t envelope. All resulting composites less than 1 m were discarded from the database.

The impact of high grades has been shown to be limited. An analysis was performed on the cumulative probability curve and a quantity of metal graph by gold cutoff grades. Similar to prior models, for the NE zone, it was decided to restrict the influence of gold composite grades higher than 7.0 g/t at the time of resource estimation. In the case of the SW zone, the limit was set at 6.5 g/t.

The updated variography confirms the main conclusions and observations obtained from prior exercises. The anisotropies and ellipses of continuity for each variogram were checked against known geology and its expected behaviour. As previously, along-strike and down dip (70° or steeper to the North) continuities are the two main directions in each zone.

The block size chosen was 12.5 x 12.5 x 6 m, but uses percentages of block within the envelope to more accurately reflect the geometry of the 0.20 g/t envelope. Grade was estimated on the 12.5 x 12.5 x 6 m parent blocks, although the block may have as little as 1% of its volume within the envelope. This percentage defines the proportion of the block within the envelope, which is taken into consideration when tabulating resources and for mine planning.

An Indicator-modified ordinary kriging method was used to estimate gold grades for the CSH deposit. The grade was estimated into blocks defined within the 0.20 g/t envelope by choosing data according to the grade cut-off. The composites used to estimate within the 0.20 g/t envelope were chosen from within the envelope only.

Three estimation passes were used to estimate the resource model. Each pass is done using varying degrees of conditions before any given block can be estimated. Data selection was done using anisotropic octant searches it helps to avoid over-influence of individual drill holes in areas with redundant information.

The strategy of the ordinary kriging plans was similar to that used in prior models, although some of the specific searches and search anisotropies defined were slightly modified based on the updated correlogram models.

No resources were considered outside the 0.20 g/t envelope. The final gold grade then is the estimated grade of each block above 0.20 g/t gold weighted by the proportion of the material above 0.20 g/t, which is in effect a dilution factor.

The resources were classified using the CIM guidelines and definitions (CIM Standards on Mineral Resources and Reserves Definitions and Guidelines, November 27, 2010). The classification is based on the estimation kriging passes which are based on the amount of information used to estimate the grade for each block. Additionally, the categories were smoothed manually to avoid isolated islands and the “spotted dog” effect. In this smoothing process, the data quality and geologic continuity have again been considered. Additional restrictions were applied mostly restricting the measured, indicated, and inferred categories to specific depths.

The resource estimate was completed by Mr. Mario E. Rossi, Qualified Person according to the definition set out in NI 43-101 by reason of education, affiliation with a professional association (as defined in NI 43-101) and past relevant work experience. Also, Mr. Rossi is independent of China Gold International applying all of the tests in section 1.5 of NI 43-101. The resources have been classified using the CIM definitions (CIM Standards on Mineral Resources and Reserves Definitions and Guidelines, December 2005).

Table 1.1 shows the overall estimated gold resources for the CSH 217 project¹. The resources are reported below the topography corresponding to December 31st, 2011.

The estimated grades of the resources include some geologic dilution, but no operational or mining dilution or ore loss. The model can only be considered fully diluted (save for mining dilution) if the assumed SMU is actually achieved at the time of mining. Given the degree of selectivity assumed in this resource model, an effective grade control system is required to achieve such degree of selectivity and grades.

The resources are reported within a “resource pit”, which was developed using a U.S. \$1,800/oz Au price and a 60% recovery. This resource pit represents what it is reasonable to expect may be recoverable in the near future from CSH.

There are no known environmental, permitting, legal, title, taxation, socio-economic, marketing, and political or other relevant issues that may materially affect the resource estimates. Other relevant factors that may materially affect the resources, including mining, metallurgical, and infrastructure are well understood according to the assumptions presented in this Report.

Comparisons with blast hole data indicate that the resource model is performing well. As expected, the resource model is generally predicting more tonnage and lesser grade for low cutoffs, due to the smoothing effect of the kriging estimator. This is seen as allowance for operational dilution and ore loss.

¹ All Figures in the Resource Tables presented in the CSH Technical Report may show apparent inconsistencies due to rounding errors.

Table 1-1 Resource Summary

All CSH Resources by category below pit surface to December 31 st , 2011, within Resource Pit, 2012 Resource Model.									
Cutoff (g/t)	Measured		Indicated		Measured+Indicated			Inferred	
	MTonnes	Au Grade (g/t)	MTonnes	Au Grade (g/t)	MTonnes	Au Grade (g/t)	Million Ounces Au	MTonnes	Au Grade (g/t)
0.25	95.3	0.61	192.7	0.55	288.0	0.57	5.26	155.7	0.46
0.28	90.4	0.63	172.2	0.58	262.6	0.60	5.05	132.8	0.49
0.30	86.9	0.65	160.2	0.60	247.1	0.62	4.91	118.9	0.52
0.35	78.2	0.68	134.5	0.65	212.8	0.66	4.55	91.5	0.57
0.40	69.9	0.72	113.8	0.71	183.7	0.71	4.20	71.1	0.63
0.45	61.7	0.76	97.0	0.75	158.7	0.76	3.86	56.1	0.69
0.50	53.9	0.80	83.0	0.80	136.9	0.80	3.52	44.8	0.74
0.55	47.2	0.84	71.2	0.85	118.4	0.84	3.21	36.1	0.80
0.60	40.7	0.88	61.0	0.89	101.7	0.89	2.90	29.1	0.85
0.65	34.8	0.93	52.2	0.94	87.0	0.93	2.61	23.5	0.90
0.70	29.5	0.97	44.1	0.99	73.6	0.98	2.32	19.1	0.95
0.75	24.9	1.02	37.3	1.03	62.3	1.03	2.06	15.7	1.00

*Gold Price assumptions (in USD\$) used to calculate the cut off grade for the "Resource Pit" is: Au=\$1800/oz;

*Gold recovery used to calculate the cut off grade for the "Resource Pit" is: 60%;

Mining and Reserves

China Gold International had completed the expansion of the crushing facilities at CSH from 30,000 t/d to 60,000 t/d capacity. The expansion plan was prepared by CGDI. In support of this study a new mine development plan has been completed using the current resource model and an increased gold price of U.S. \$1380/ounce of gold. Pit optimization and design was undertaken by CGDI using Micromine software. The pit limits and reserves were validated by Nilsson Mine Services Ltd. (NMS). Mining is carried out by the contractor China Railway 19th Bureau.

Mineable reserves reported using the 2011 year end topographic surface and a cutoff grade of 0.28 g/t have increased to 213.5 million tonnes with an average diluted grade of 0.59 g/t Au. The strip ratio is 3.31 with a total of 707.4 million tonnes of waste mined. Total material moved from the pit will be 920.9 million tonnes. Mineral reserves are summarized in [Table 1-2 Reserves](#)

Formatted: Font: Not Bold

Table 1-2 Reserves

Class	bcm x 1000	t x 1000	In situ Au g/t	Diluted Au g/t	Contained Gold ounces x 1000
Proven	32,020.0	89,090.0	0.64	0.62	1,767.3
Probable	44,639.0	124,428.0	0.60	0.58	2,315.3
Total	76,659.0	213,518.0	0.61	0.59	4,082.6

Leach Pad & Ponds

Ore will continue to be placed on the existing heap leach pad for another 2 years after which all remaining ore will be placed on a second heap leach pad which is located to the east of the existing pad. The second heap leach pile will cover an area of 133 ha, reach an elevation of 116 m and have a capacity of 75 million m³. The remaining ore is estimated at 106 million m³. Once the second pad has reached its final height, the plan is to merge the two pads by placing the balance of ore in the valley between the two pads. The valley capacity is estimated at 40 million m³.

The existing pregnant solution pond, downstream of heap leach pad, has a capacity of 20,000 m³. The expansion project will require a second 56,000 m³ pregnant solution pond.

Downstream of the existing pregnant solution pond, there are 2 existing event ponds with a total capacity of 80,000 m³. A third 120,000 m³ event pond is currently under construction with completion expected by mid 2012, for a total event pond capacity of 200,000 m³. The event ponds have double HDPE liners as well as a 30 cm clay liner. The three event ponds will provide 62 hours of retention time. The expansion project will build an additional 180,000 m³ event pond downstream of the second pregnant solution pond.

Metallurgy and Mineral Processing

Heap leach operations for China Gold International's CSH project were commissioned in April 2007 with the first gold poured in July 2007. Initially the heap leach targeted run-of-mine oxide ore and the ore had been classified in to oxide ore and sulphide ore regimes. The initial approach to defining the ore was that if there was oxide present in the ore it was considered suitable for the ROM leach. In 2008 there was a significant decline in gold recovery noted and it was determined that the partially oxidized ore (transition ore) leach properties were very similar to the sulphide ores. A metallurgical program was completed at this time with the recommendation for the addition of a 3 stage crushing plant to generate -9mm ore to feed the leach pads. The crushing plant commissioning began in the 4th quarter 2009 with the plant fully operational in April 2010.

Brigade 217 China National Nuclear Corporation began exploration activities at the CSH site in 1995. Three test heaps of run-of-mine ore were constructed and leached for 32 days. Gold extraction averaged approximately 65 percent. In 2001 Brigade 217 expanded the test program to include agitation leach and column tests. During this same time period International Metallurgical and Environmental Inc. (IME) completed a test program that included mineralogical examination, gravity concentration and bottle roll cyanidation studies. In 2003 SGS Lakefield initiated a program on drill samples that included Bond Work Index determination, gravity concentration, cyanidation and a leaching test to determine potential gold losses due to preg-robbing. In 2003 and 2004, SGS completed additional tests on oxide and sulphide composite samples. In 2004 Jinshan Gold Mines conducted two pilot heap leach tests each containing approximately 50,000 tonnes of oxide. One sample was run-of-mine and the second was crushed through

125mm. In 2005 and 2006 oxide and sulphide column leach studies were conducted at the Baogang Technical Institute in Baotou, Inner Mongolia supervised by METCON Research.

The column test results reported in July 2005 completed at Lakefield and at Yinchuan indicated improved recovery experienced by crushing the ore prior to leaching.

In February 2006 KD Engineering submitted a review of the metallurgical testwork that included the analysis of test columns that contained a sulphide composite having a size distribution of 80% passing 6mm. The trend analysis indicated that the gold extraction would average about 72.6%. On the same composite the trend analysis of test column data indicated an extraction of 60% at P80=25mm and 47% at P80=75mm.

KD Engineering concluded that the results of the various column test programs indicated that the gold extractions from the oxide and sulphide ores were dependent on whether the ore was crushed prior to placement on the leach pads. The estimated extractions provided by KD are:

- ROM oxide 80%
- Tertiary crushed oxide 85%
- ROM sulphide 40%
- Tertiary crushed sulphide 70%

In 2009 Metcon issued a report for “On-site Open Cycle Column leach Tests” for the recent test program that was supervised by Joseph Keane. In this program samples from the Northeast (NE) and Southwest (SW) ore zones were tested. Samples were crushed to P80=9mm and P80=6mm.

The average gold extraction for the NE ore zone was 77.8%. For the SW ore zone the average gold extraction was 73.5%. The lower extractions for the SW ore zone may be attributed to the lower feed grades and range of grades tested for the zone.

Consistent with earlier testing the results of this testwork also indicated that there could be the potential to improve extraction at the finer target crusher size P80=6mm. For the NE Zone the average test extractions for these same samples was about 6.3% higher. For the SW Zone the increase was about 2.6%.

The data for the NE and SW on-site column tests was analysed together and generated the recovery relationship. Using the results from this test program the Au extraction model for the P80=9mm tests have been determined to be:

$$\text{Au Extraction} = 26.345 \times (\text{Au Feed Grade, g/t}) + 57.603$$

To extrapolate the data from the on-site column tests to the heap leach it was recommended that a 5% adjustment be included to the recovery model. The adjustment provides allowance for a number of operating variables including the influence of external temperature on leaching rate and the number of lifts in the heap leach pad.

The adjusted extraction model recommended for prediction of the gold extraction is:

$$\text{Au Extraction} = 26.345 \times (\text{Au Feed Grade, g/t}) + 52.603$$

KD Engineering proposed the accumulated extraction model presented in [Table 1-3](#) based on the estimated extractions for the various ore feeds.

Formatted: Font: 11 pt

Table 1-3 Accumulated Extraction

Ore Type	Accumulated Extraction, %				
	year	1	2	3	4
Run-of-mine oxide	65.6	74.7	78.0	79.0	80.0
Run-of-mine sulphide	25.6	34.7	38.0	39.0	40.0
Crushed oxide	70.6	79.7	83.0	84.0	85.0
Crushed Sulphide	55.6	64.7	68.0	69.0	70.0

The proposed accumulated extractions have been used to complete an analysis of the operating data since heap leach operations at CSH commenced. From the operating reports the metallurgical review assumes that oxide ore was placed on the pad from April 2007 through January 2008. In February 2008 the ore supply changed to transition ore that responded similar to sulphide ore and this initiated the evaluation of 3-stage crushing. The commissioning of the 3-stage crushing circuit was completed in April 2010.

Since heap leach operations began based an estimated 30,120 kg of Au have been placed on the heap leach. This estimate has been based on the monthly feed tons delivered to the heap and monthly grade. Based on the pregnant solution flows to the carbon columns the theoretical (monthly) gold recovery is estimated at 14,550 kg, 49.4% of gold delivered to the heaps. Using the staged model in [Table 1-3 Accumulated Extraction](#) the estimated extraction from the start of leaching through April 2012 is 14,450kg of gold. From the gold poured records the cumulative gold production through April 2012 for the CSH mine is 14,110kg.

Formatted: Font: 11 pt

Based on the comparison of the estimated extraction to the recorded poured gold the models proposed by KD Engineering appear to represent the operating performance for the heap leach.

For the purpose of estimating the gold extraction for future production from the sulphide ore it is recommended that the model generated from the on-site column tests be used capping the Au extraction rate at 75% (predicted extraction at 0.85g/t).

$$\text{Au Extraction} = 26.345 \times (\text{Au Feed Grade, g/t}) + 52.603$$

Capital Cost Estimate

In April 2010, CSH successfully completed the installation of a crushing plant and the modifications to the gold recovery circuit to process the sulphide ore which added an additional 10,000 t/d capacity for a total of 30,000 t/d. The modifications to the original solution facility for the expansion included the installation of new pregnant and barren solution pumps to handle the incremental flow. Due the incremental increase in capacity the expansion also included a new set of carbon columns followed by new carbon wash and stripping facilities for the loaded carbon and an associated pressurized electrowinning cell to complete the independent circuit.

To continue operations for the long term a new heap leach pad is required. Simultaneously there is a planned expansion to increase the plant capacity from 30,000 t/d to 60,000 t/d, which has been completed. The plan for the expansion is to duplicate the existing crushing circuit with minor modifications to improve plant safety, equipment availability and operating efficiency. Solution handling facilities will be expanded, as required and the gold recovery circuit will include 4 parallel trains of carbon columns each followed by acid wash, stripping and electrowinning.

The capital cost was compiled by CGDI from equipment quotes, current market knowledge, historical data from the initial crushing and screening installation and experience. Although there is a high degree

of detail supporting the capital cost estimate, the level of supporting design work is considered preliminary. Factors were applied to the equipment quotes of 8% for transportation, between 8% to 12% for mechanical equipment and 40% for electrical installation, including cable and 2% for spare parts.

Earthworks, concrete and building were estimated using unit rates from similar recent projects in the region.

A summary of the Expansion Capital Costs is shown in [Table 1-4](#).

Formatted: Font: 11 pt

Table 1-4 Capital Cost Summary

Item	million RMB	million RMB	million USD	%
Mining		12.9	2.0	1.23
Mineral Processing		675.3	107.00	64.51
Crushing System	486.56			
Heap Leaching	73.07			
Gold Recovery	115.62			
Utilities		110.8	17.6	10.58
Accommodation & Rec. Facilities		14.5	2.3	1.38
Other Costs		155.8	24.7	14.90
Subtotal		969.3	153.6	92.60
Contingency – 8% of subtotal		77.5	12.3	7.40
Total		1,046.8	165.9	100.00

Other Costs include allowances for land acquisition, resettlement, engineering fees, construction management, government submittals, Environmental Impact Assessment, test work, training, tools and environmental fees.

The capital cost estimate for the planned expansion process facilities has increased about 6% from the Phase 1 installation completed in early 2010 which is not significant. However, with the low level of engineering detail and the magnitude of potential change, the capital cost estimate with an 8% contingency is understated. The capital cost estimate should be considered as a Class 4 estimate, as determined by the Association of American Cost Engineers (AACE) Process Industry Matrix. An AACE Class 4 estimate typically has a contingency between 10% to 25% and an accuracy of between --15%-30% on the low side and +20%-50% on the high side.

For the purposes of the NI 43-101 review the 8% contingency has been increased to 20% (193.9M RMB; \$30.7M U.S.) for a revised capital cost of 1.163 Billion RMB (\$184.3 Million U.S.).

The Capital Cost for the Expansion Phase Project will be self-funded.

The following table shows an estimate of annual capital spending during the life of mine. This estimate includes the Expansion Phase capital in addition to sustaining capital items, including mine closure costs.

Table 1-5 Life of Mine Capital

Period		2012	2013	2014	2015	2016	2017	2018	2019	2020	2021	2022
Capital	\$ x million	\$18.4	\$165.9	\$0.0	\$4.8	\$10.5	\$0.0	\$0.0	\$6.2	\$0.0	\$0.0	\$0.0

Period		2023	2024	2025	2026	2027	2028	2029	2030	2031	2032	Total
Capital	\$ x million	\$0.0	\$1.8	\$1.8	\$1.8	\$1.8	\$0.0	\$0.0	\$0.0	\$0.0	\$0.0	\$212.9

Operating Cost Estimate

The operating costs estimates are based on the existing operations. The operating plan for the Expansion Phase will be the same as the existing operation, with mining and stockpiling on the heap leach pad undertaken by the contractor China Railway 19th Bureau, on a per cubic meter basis with an adjustment for haulage over 2.5 km. With the Expansion Phase process facilities, essentially operating as a standalone plant, coupled with the contract mining and heap leach stockpiling on a per cubic meter basis, there is virtually no reduction in operating costs on a per tonne basis due to doubling the output.

Operating costs are based on the existing operation and contract agreements. There is an agreement in principle to pay the government a water usage fee for the new fresh water reservoir construction. The fee has not yet been determined but is expected to be 0.4 RMB per cubic meter of water.

The predicted annual onsite operating costs by major category per tonne processed excluding royalties, taxes and other fees are shown in [Table 1-6 Operating Costs](#).

Formatted: Font: 11 pt

Table 1-6 Operating Costs

Item	RMB/tonne ore	U.S. \$/tonne ore
Mining Ore	¥9.60	\$ 1.52
Mining Waste	¥32.78	\$ 5.19
Processing	¥15.16	\$ 2.40
General Administration	¥4.52	\$ 0.72
Total	¥62.06	\$ 9.83

Economic Analysis

The CSH mine is currently operating at 60,000 t/d crushing and heap leaching gold ore.

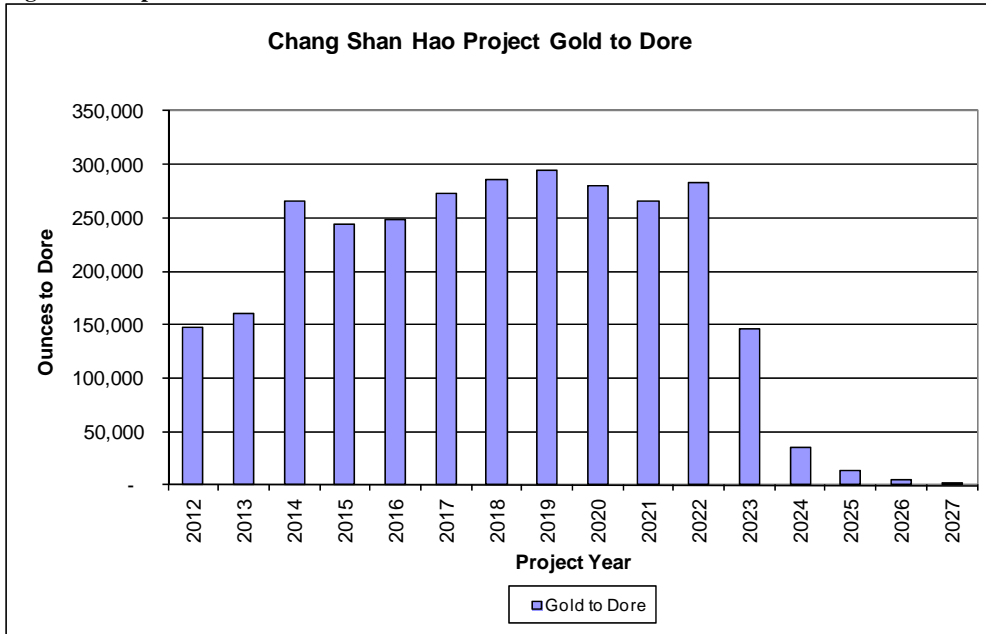
The economic analysis of the project prepared by the authors of this report is based on the life of mine cashflows starting January 2012 for proven and probable reserves that are included in the expansion plan.

CSH Expansion Project is expected to generate additional value by accelerating metal production and shortening the mine life from 16 years to 11 years.

Project cashflows are based upon the mine expansion plan and gold production schedule shown in [Figure 1-1](#).

Formatted: Font: Not Bold

Figure 1-1 Expansion Phase Production Schedule



The cashflow has been calculated using U.S. \$1600/ounce in 2012 and 2013, then U.S. \$1585/ounce in 2014, U.S. \$1440/ounce in 2015 and U.S. \$1380/ounce of gold for the remainder of the mine life. A refining charge of U.S. \$4.68/ounce has been applied based upon the current sales contract terms. The actual terms of the contract states that gold dore will be sold at the average price of the Au9995 gold ingot at Shanghai Gold Exchange on Notification Date, less RMB0.95/gram. Exchange rate used for all cost estimates in the study has been 6.3115 RMB/U.S. \$. A summary of the expected project cashflow is shown in Table 1-7.

Table 1-7 Project Cashflow Summary

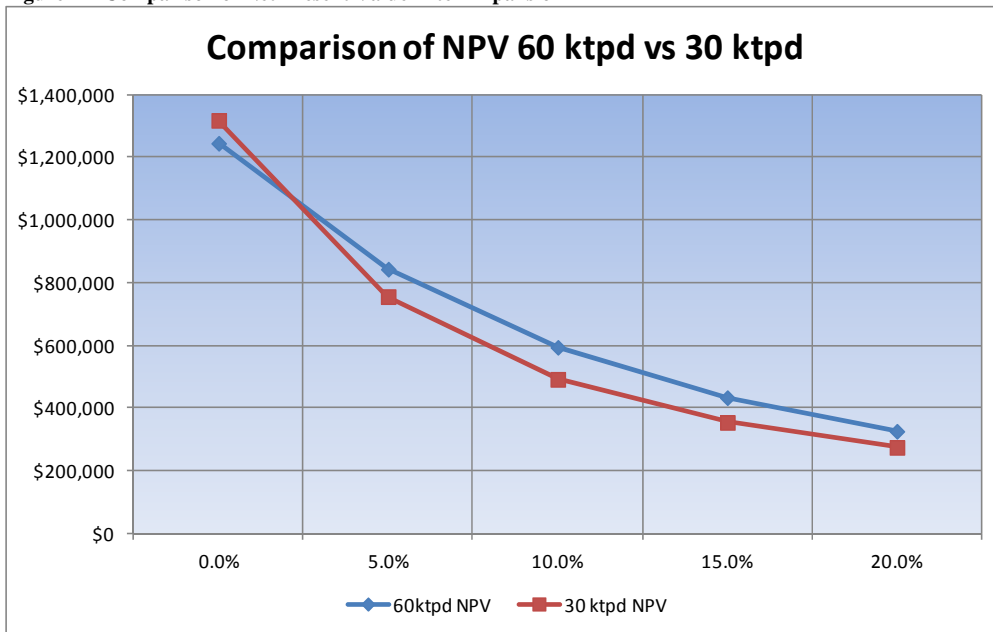
Period		2012	2013	2014	2015	2016	2017	2018	2019	2020	2021	2022
Cashflow	\$ x million	\$54.0	(\$89.3)	\$154.0	\$94.0	\$70.1	\$102.3	\$108.8	\$126.9	\$120.6	\$152.1	\$196.7

Period		2023	2024	2025	2026	Total
Cashflow	\$ x million	\$122.3	\$32.0	\$7.8	\$0.2	\$1,253.8

The net present value of the cashflows from operations is U.S. \$642.3 million when calculated with a 9% discount rate. The incremental net present value of the project is U.S. \$92.5 million. The internal rate of return of the incremental cashflows is 30.5%. A comparison of the cumulative cashflow is shown in [Figure 1-2](#).

Formatted: Font: 11 pt

Figure 1-2 Comparison of Net Present Value After Expansion



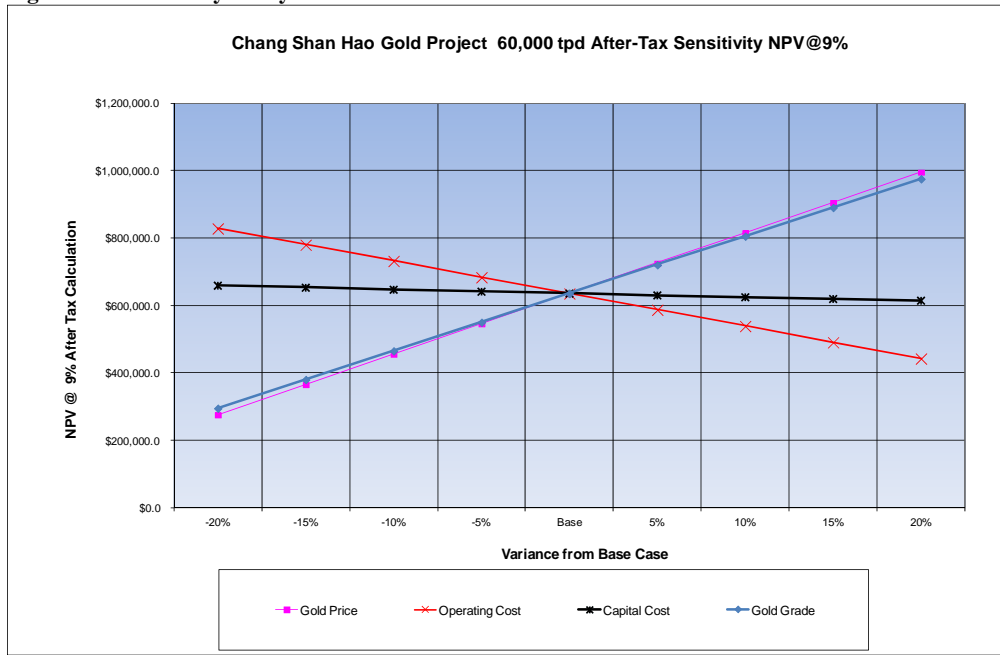
A compensation fee has been applied at a rate of 1.8% of the sales revenue.

A resource tax of 3.00 yuan/t of ore has been applied.

Income taxes have been applied at a rate of 25.0%. The depreciation carried forward from the earlier investments total \$98.2 million. The allocation of the Project capital for the purposes of depreciation was 15.9% for the Crusher Building, 18.0% for other Permanent Buildings and Structures, 29.2% for Intangible Assets, 1.3% for Electronic Equipment and 35.6% for Machinery. Depreciation rates that have been applied are Crusher Building 14%, Other Buildings 10%, Intangibles - 10%, Electronics - 20% and Machinery - 10%.

Life of Mine NPV sensitivity analysis has been conducted on the financial model at the 100% project level for variations in metal price, project capital and operating expenses. The relative effects on CSH project NPV based on the project cash flows for these scenarios are indicated in [Figure 1-3](#).

Figure 1-3 Sensitivity Analysis



Conclusions and Recommendations

The 2011 drilling campaign added significant tonnages above cutoff at a slightly lower grade, partly due to the confirmation of grades and upgrade in resource classification down-dip and laterally. The CSH deposit in the SW area is now well delineated, and still significant potential exists for down-dip extensions to the mineralization. Mineralization at depth in the NE has been confirmed, with increases in both tonnages and confidence.

The SW zone has been interpreted as three main segments, with the easternmost striking further to the East (into the so-called central zone), while the 0.20 g/t envelopes defining the other two segments are wider. The extension of the SW zone towards the West has resulted in additional tonnage at about the same grade, included mostly in the indicated category, and for an extension of about 250 m laterally.

It is important to note that the estimated grades assume that the mine can operate a small Selective Mining Unit (SMU), that is, relatively little dilution is incorporated into the model. As such, the operation needs to run smoothly and tightly to achieve the predicted resource grades and avoid unplanned dilution.

The selectivity and dilution assumptions made in this resource model require that a diligent and efficient grade control process be implemented at the time of mining to achieve the predicted grades and tonnages.

Comparisons with blast hole data indicate that the resource model is performing well. As expected, the resource model is generally predicting more tonnage and lesser grade for low cutoffs, due to the smoothing effect of the kriging estimator. This is seen as allowance for operational dilution and ore loss.

It is important to China Gold International that mine operations validate the grade control (blast hole) information, adding to the QA/QC effort, as well as checking the quality of the ore/waste selection

prediction. The resource model cannot be modified to account for this additional grade and less tonnages until the blast hole data and grade control model data are fully validated.

CGDI developed mine plans and CSH developed the production schedules using the resource model described in the Section 14. The mineral reserves forming a part of this plan have been validated by NMS. The mineral reserves reported are based upon the smoothed pit designs and measured and indicated resources using a gold price of U.S. \$1380/ounce. Proven and Probable reserves reported by NMS using the designs of the CGDI have been summarized. These vary slightly from those scheduled in the mine plan. The differences are not considered significant as they represent less than 1% variance and may be due to differences in software applications.

The production schedule developed for the Feasibility Study was based upon a September 2013 completion date for the crushing plant. Ore production in 2013 assumes the equivalent of 112 days of full production at 60,000 t/d to year end. There may be some schedule risk in the mine plan in terms of ore production if the construction schedule is extended.

The Feasibility Expansion Study has demonstrated that additional value is added to the CSH Project when plant capacity is expanded. This additional value is created by moving production forward and reducing the mine life.

The following are the main resource related recommendations suggested for China Gold International to implement:

- China Gold International should implement a reconciliation system that would allow keeping track of planned and unplanned dilution observed in the pits; these include as accurate as possible measurements of volumes and tonnages extracted from the mine, as well as improved grade estimation from grade control data. The resource model grades assume that the mine can operate a small Selective Mining Unit (SMU), which requires significant operational control and careful follow up to diagnose if too much dilution is being sent to the plant.
- A more proactive and reactive QA/QC program should contribute to more confidence in the database and the resource model overall. Significant effort should be placed in responding within the QA/QC program and while drilling is on-going to correct any issues detected. The QA/QC data from the laboratory should be processed and reacted to more dynamically.
- A conditional simulation study should be completed to validate the SMU assumption, and to allow for a full assessment of recoverable resources.
- The grade control process should also be geared towards achieving as little dilution and ore loss as possible, as well as maximizing in-pit resource (ounces) recovery. A loss function-based, using conditional simulations, is probably the better grade control method for the mine.
- Comparisons with blast hole data should continue, and be part of the overall reconciliation process. Not only for material accounting purposes, but also to evaluate the performance of the resource model.
- It is important to China Gold International to validate the grade control (blast hole) information, adding to the QA/QC effort, as well as checking the quality of the ore/waste selection prediction.

The resource model cannot be modified to account for this additional grade and less tonnages until the blast hole data and grade control model data are fully validated.

Once detailed engineering is 60 to 70% complete, a capital cost control estimate should be prepared which is based on designed quantities for all the major commodities, purchase order values, transportation costs, installation costs based on confirmed unit rates, indirect costs and a contingency evaluation to confirm the capital cost to a high degree of accuracy, in the order of plus-minus 10-15%.

It is recommended that detailed execution plan be developed for a transition from 30,000 t/d to 60,000 t/d and development of the next heap leach pad.

The following recommendations are offered for the mine development plan.

- Increase ramp width to 30 m for 220 t class trucks
- Move ramp to south side of Southwest Pit
- Reduce wall slopes in Southwest Pit
- Future resource modelling should be based upon a 12 m bench height if operations are modified from the current 6 m bench height.

Jiama Project

The following is the executive summary of the technical report entitled “NI 43-101 Technical Report – Jiama Phase 2 Expansion Project” dated January 2014 (the “Jiama Technical Report”) prepared by Mining One Pty Ltd. (“**Mining One**”), at the request of the Company.

The Study is a focus of the Jiama Polymetallic resource located in Metrorikongka Country of Tibet. The scope of this study included the preparation of a Mineral Resource and Reserve Estimate for the Jiama project, specifically related to the Phase II Expansion Project. This document has been prepared in accordance with the Canadian Securities Administrators’ National Instrument 43-101 (NI 43-101) in accordance with Form 43-101F1 - Guidelines for the Preparation of Technical Reports.

Mineral Resource and Mineral Reserve estimations have been prepared in accordance with the Canadian Institute of Mining, Metallurgy and Petroleum (CIM) Definition Standards – On Mineral Resources and Mineral Reserves (2011) as incorporated by reference NI 43-101.

The Jiama Technical Report is available for review under the Company’s profile on the SEDAR database at www.sedar.com. The entire Jiama Technical Report is incorporated by reference into this AIF. The following executive summary is derived from the Jiama Technical Report and is qualified by reference to the Technical Report in its entirety. Readers are encouraged to review the Technical Report.

This Jiama Technical Report has been prepared by Mining One for use by China Gold management to provide technical and economic information on the Jiama Phase II Expansion Project. Phase II of the expansion incorporates two open pits and an underground operation. This report considers both the proposed open pit and underground operations. This report is submitted on the understanding that the technical data contained herein has been provided by China Gold and reviewed by technical professionals who have validated the technical data and assumptions contained in the respective bodies of work.

Introduction

The Jiama Project is a large polymetallic deposit containing Copper, Molybdenum, Gold, Silver, Lead and Zinc. Phase I of the Jiama Project commenced commercial production in September 2010 and

included the development of the Tongqianshan and Niumatang open cut pits. These pits currently produce 1.8 Mtpa of ROM feed. The ore from these mines is processed via two processing plants with current processing capacity of 6,600 tonnes of ore per day.

This technical report incorporates all Resources for the Jiama Project. The Reserve Estimate considers the Phase II expansion areas which incorporates the Jiaoyan and South Pit open pit mines as well as the Phase II underground mine. Conventional mining methods have been proposed for the open pit and underground operations.

This report has been prepared based on The Study, prepared by the CGDI in conjunction with China Gold International.

Property Description and Location

The Jiama Copper-Polymetallic Project (Jiama) is located in Metrokongka County, Tibet Autonomous Region, the Peoples' Republic of China. The mine lies approximately 68 km east-northeast of Lhasa, the capital city of Tibet Autonomous Region.

Huatailong hold two mining licences and two larger adjacent exploration licences in the area. The Niumatang (73.5 ha) and Jiama (216 ha) mining licences are set in the centre of the Jiama exploration licence while the Bayi Ranch licence located southwest of the current mining activities.

The Jiama Expansion Project is implemented in two stages, adding 22,000 tpd mineral processing capacity in each stage. Two source pits ready to provide ore feed. Stage one of the processing plant is also ready for loaded test run, and started the commissioning in October 2015. Stage two of the expansion has been started and construction is expected to be completed in the second half of 2016, along with the completion of the underground development system.

The Jiama Project is located within the Gangdese Yanshanian epi-continental arc on the central southern portion of the Gangdese-Nianqing Tanggula Terrain. At the tenement scale, rock types are typically passive epi-continental clastics and carbonates. The stratigraphy is dominated by marbles and limestones of the Upper Jurassic Duodigou Formation and sandstones, slates and hornfels belonging to the Lower Cretaceous Linbuzong Formation. Although some mafic and intermediate to felsic dykes have been mapped in outcrop and drill core, the intrusive granitic body responsible for the wide spread contact metamorphism and copper-polymetallic mineralisation is yet to be identified. A number of thrust faults and shears concentrated between major geological contacts and a large detachment fault (Gliding Nappe Fault) have also been observed. Locally bedrock units are overlain by unconsolidated Quaternary colluvium and alluvium.

Three types of Copper-polymetallic mineralisation are recognised in the project area, these include skarn, hornfels and porphyry hosted deposits.

The Jiama Project deposit is a structurally controlled stratiform skarn-type copper-polymetallic system. The majority of high grade mineralisation is associated with shear zone contacts between the Duodigou and Linbuzong formations and shear related folding. The zone of mineralisation within fault hosted skarn alteration measures kilometres in both strike and dip and remains open at depth to the northeast.

Mineralisation is also associated with granite porphyry dykes intruding the 'Duodigou Marble' and observed within the overlying hornfels of the Linbuzong formation. Although both deposit types are of lower grade than that of the skarn, the hornfels mineralisation may potentially be of further economic value in the future.

Mineral Processing and Metallurgical Testing

Sufficient testing has been carried out for plant design and construction to proceed. In the meantime, process optimization could continue as research and development (R&D), and as part of a Continuous Improvement Program. This is normal in any plant after commissioning and could include items described below.

Further metallurgical testing should be carried out on both skarn and hornfels ores to improve the molybdenum and precious metal recoveries, especially in lower grade ore. Take Skarn samples from the deeper parts of the orebody underground to confirm recoveries. Test Hornfels ore from the Jiaoyan pit, to improve copper-molybdenum separation efficiency. Studies should be made into the molybdenum grade variability in the various ores to optimise the grade and recovery of molybdenum. Carry out more Copper-Molybdenum selective flotation tests to optimise the reagent regime, determine molybdenum cut-off grades to help decide whether to process lower grade molybdenum ores. Set up routine metallurgical testing to optimise process performance, provide information circuit changes and additions.

Mineral Resources

The Mineral Resource estimate was independently completed by Runge Pincock Minarco (RPM) Global dated 12th November 2012. Mining One was provided with the block model and all files related to construction of the model. The information contained within this report is based on information provided to Mining One, which has been verified and in some instances refined by Mining One. The Resource estimate is based on three dimensional geological and mineralisation models that were informed by the drill hole data set.

The Resource is based on three main geological domains that represent Skarn, Hornfels and Porphyry lithologies; mineralisation is hosted within each of these domains. Domain boundaries were constructed using a combination of the geology domains and a 0.1% Cu equivalent cut –off for the mineralisation. Standard wireframing procedures were used in relation to extrapolation of polygons half the drill spacing distance past known data points and tapering of zone thickness on the periphery of the domains. [Table 1-8](#) shows the domain statistics.

Formatted: Font: 11 pt

Table 1-8 Composite Files – Domain Statistics

Statistic	Skarn		Hornfels	
	Cu	Mo	Cu	Mo
Number of samples	10,630	10,770	19,679	19,680
Minimum value	0	0	0	0
Maximum value	4.995	1.090	3.108	1.383
Mean	0.584	0.030	0.225	0.022
Median	0.283	0.012	0.182	0.013
Variance	0.572	0.004	0.023	0.001
Standard Deviation	0.756	0.060	0.152	0.034
Coefficient of variation	1.295	2.025	0.675	1.543

Given the extensive drilling completed at the project over an extended period of time, some areas of the resource have relatively close spaced drilling down to 50 m spacing whilst other areas have a more sparse (>200 m) drill spacing. In general, the resource is classified using the sample spacing of up to 60 m for measured, 60-120 m for indicated and 120-250 m for inferred.

Based on historic mining experience and interrogation of the drill hole database, where there is strong continuity of mineralisation in terms of tonnes and grade, the dominant classification has been extrapolated. The classification is generally based on results from the semi-variograms. Ranges derived

from the variograms indicate that the sample pair correlation ranges are between 150m and 200m for copper and between 150 m and 250 m for molybdenum. Mining One therefore assessed the resource classification as being valid and acceptable for this style of mineralisation.

The Resources were estimated by RPM Global with Mining One providing validation and refinement of the project Resources. The Resource estimate is based on information collected up to 12th November 2012. The Mineral Resource has been estimated in accordance with the NI43-101, Standards and Disclosure for Mineral Projects. Mining One deems that the Resource estimate is suitable for reporting and meets the reporting standards of Chapter 18 of the HKEx listing rules. The Mineral Resources were validated by Bin Guo of Mining One and are reported at a 0.3% Copper equivalent grade. The results of the Resource estimate for the project are tabulated in Table 1-2.

The Copper Equivalent basis for the reporting of resources has been compiled on the following basis:

CuEq Resources:

$$= (\text{Ag Grade} * \text{Ag Price} + \text{Au Grade} * \text{Au Price} + \text{Cu Grade} * \text{Cu Price} + \text{Pb Grade} * \text{Pb Price} + \text{Zn Grade} * \text{Zn Price} + \text{Mo Grade} * \text{Mo Price}) / \text{Copper Price}$$

Table 1-9 Mineral Resource Statement

RESOURCES														
Jiama Copper - Polymetallic Project Resources. Cu, Mo, Pb, Zn, Au & Ag Mineral Resources (Cueq>0.3%) reported as at November 2013														
Rock Type	Class	Quantity Mt	Cu %	Mo%	Pb%	Zn%	Ag/t	Agg/t	Cu Metal Kt	Mo Metal Kt	Pb Metal kt	Zn Metal Kt	Au Moz	Ag Moz
Skarn	Measured	42.8	0.65	0.041	0.05	0.04	0.22	13.39	281	17	28	19	0.304	18.429
	Indicated	453.0	0.69	0.040	0.15	0.09	0.27	15.99	3114	183	676	399	3.901	227.094
	MHI	495.8	0.68	0.040	0.14	0.08	0.26	15.40	3395	200	704	417	4.205	245.523
	Inferred	125.5	0.46	0.036	0.20	0.10	0.19	11.90	577	47	248	125	0.750	47.995
Hornfels	Measured	54.9	0.23	0.031	0.03	0.01	0.02	1.32	127	17	15	5	0.041	2.330
	Indicated	852.9	0.28	0.030	0.01	0.01	0.03	1.38	2368	253	69	64	0.909	37.733
	MHI	907.8	0.27	0.030	0.01	0.01	0.03	1.37	2495	270	84	69	0.950	40.053
	Inferred	276.6	0.24	0.026	0.02	0.02	0.06	2.10	660	73	63	49	0.562	18.644
Porphyry	Measured	2.6	0.25	0.049	0.02	0.01	0.06	3.42	7	1	1	0	0.005	0.281
	Indicated	79.9	0.30	0.039	0.01	0.01	0.07	2.93	240	31	6	8	0.174	7.522
	MHI	82.4	0.30	0.040	0.01	0.01	0.07	2.94	247	33	6	8	0.179	7.803
	Inferred	4.0	0.24	0.035	0.01	0.02	0.04	2.25	10	3	0	1	0.005	0.287
Totals	Measured	100.2	0.41	0.035	0.04	0.02	0.11	6.53	415	36	43	24	0.349	21.040
	Indicated	1,385.8	0.41	0.034	0.05	0.03	0.11	6.11	5722	466	751	470	4.985	272.349
	MHI	1,485.0	0.41	0.034	0.05	0.03	0.11	6.14	6138	503	794	495	5.334	293.389
	Inferred	406.0	0.31	0.030	0.08	0.04	0.10	5.13	1247	124	312	174	1.317	66.926

Mineral Reserve Estimate

The selected mining strategies developed by CGDI in conjunction with China Gold consider conventional truck shovel mining for the Jiaoyan and South open pits. Various mining methods have been proposed for the Phase II Expansion Underground Mine with the primary method being Sub Level Stopping with fill (Primary/Secondary/(Tertiary)).

The reserve estimate for the Jiama Project underground mine is based on a combination of Sub Level Open Stopping with Paste fill, Room and Pillar and Cut and Fill. The mineral reserve estimate is summarised in [Table 1-10](#) which are inclusive of the modifying factors for mining recovery and dilution.

Formatted: Font: Not Bold

Table 1-10 Mineral Resource Estimate

Type	Quantity Mt	Cu %	Mo %	Pb %	Zn %	Au g/t	Ag g/t	Metal					
								Cu kt	Mo kt	Pb kt	Zn kt	Au Moz	Ag Moz
Proven	24.96	0.64	0.04	0.05	0.03	0.19	11.35	160	10	12	8	0.2	9.1
Probable	415.87	0.61	0.03	0.13	0.08	0.19	11.52	2,548	133	551	319	2.5	154.1
Subtotal	440.83	0.61	0.03	0.13	0.07	0.19	11.51	2,708	143	563	327	2.7	163.2

Notes:

- The Mineral Reserve as of 30th June 2013.
- All Mineral Reserves have been estimated in accordance with the JORC code and have been reconciled to CIM standards as prescribed by the National Instrument 43-101.
- Mineral Reserves were estimated using the following mining and economic factors:
 - Open Pits:
 - 5% dilution factor and 95% recovery was applied to the mining method;
 - overall slope angles of 43 degrees;
 - a copper price of USD\$ 2.9/lbs;
 - an overall processing recovery of 88 - 90% for copper
 - Underground:
 - 10% dilution added to all Sub-Level Open Stopping;
 - Stope recovery is 87% for Sub-Level Open Stopping;
 - An overall processing recovery of 88 – 90% for copper
- The cut-off grade for Mineral Reserves has been estimated at copper equivalent grades of 0.3%Cu (NSR) for the open pits and 0.45%Cu (NSR) for the underground mine.
- Mineral Reserve Estimates were prepared by Anthony R. Cameron who is a sub-consultant to Mining One Pty Ltd. He is a Fellow of the Australasian Institute of Mining and Metallurgy and has over 26 years of relevant engineering experience and is the Qualified Person for Mineral Reserves.

Pit Optimisation

Pit optimisation for open pit mines using the Lerchs-Grossman algorithm (Whittle-4X) is an industry-standard approach for defining an optimum open pit shape and development of a mining sequence. The processing plant essentially consists of two circuits a Copper Lead (and Zinc) (CuPb) circuit and a Copper

Molybdenum (CuMo) circuit. Where the ratio of the contained lead and zinc compared with the contained copper is greater than 0.286 the material is preferentially processed through the CuPb circuit. The logic for the optimisation process was developed from a preliminary Net Smelter Return (NSR) estimate and was further refined for the schedule. A summary of the Whittle Optimisation Parameters used is presented in [Table 1-11](#) below:

Formatted: Font: Not Bold

Table 1-11 Optimisation Parameters Study

	Units	South Pit		Jiaoyan	
		Ore Circuit			
		CuPb	CuMo	CuPb	CuMo
Mining Parameters					
Mining Cost	\$US/t ore	2.171		2.247	
Mining Dilution Factor	%	5%			
Mining Loss Factor	%	5%			
Depth Increment Cost	\$/m/t	0.008		N/A	
Processing Parameters					
Processing Cost	\$US/t ore	13.524		12.413	
G&A Expense	\$US/t ore	4.402		1.587	
Transport, Marketing and Resource Tax	\$US/t ore	4.428		3.421	
Recovery Copper	%	88%	90%	85%	
Recovery Moly	%	0%	71%	50%	
Recovery Lead	%	80%	0%	0%	
Recovery Gold	%	43%	46%	0%	
Recovery Silver	%	56%	66%	0%	
Revenue Parameters					
Cu Price	US\$/lb	2.90			
Mo Price	US\$/lb	15.50			
Pb Price	US\$/lb	0.98			
Zn Price	US\$/lb	0.95			
Au Price	US\$/oz	1300.00			
Ag Price	US\$/oz	20.00			
Royalties					
Royalty (Au)	%	2.8%		1%	
Royalty And Vat (Cu, Mo, Pb, Zn & Ag)	%	2%		1%	
Geotechnical Parameters					
Overall Slope Angle	Degrees	43			
Exchange rates	RMB/\$US	6.3			

Figure 1-4 Jiaoyan Pit Optimisation Results

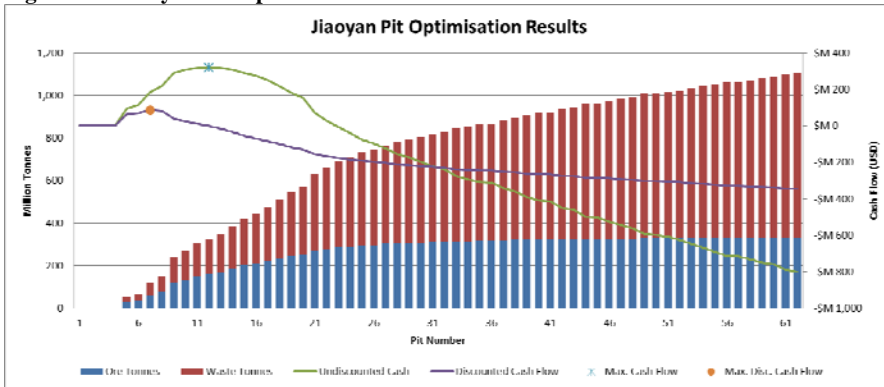
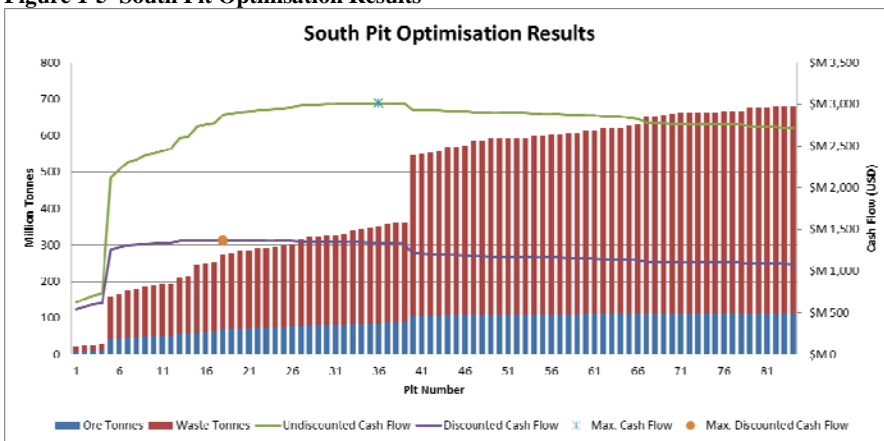


Figure 1-5 South Pit Optimisation Results



Pit designs were prepared using the optimized pit shells as templates. Design software package Vulcan was used to prepare practical pits incorporating haul roads, ramps and geotechnical parameters as outlined in The Study. Optimisation results for the Jiaoyan and South Pits are summarised in [Figure 1-4](#) and [Figure 1-5](#) respectively.

Formatted: Font: Not Bold

Formatted: Font: Not Bold

Underground Mine Shape Optimisation

Datamine’s Mine Shape Optimiser (MSO) was used to provide guidance for the underground mine design. Generally, MSO generates multiple potentially mineable underground shapes considering input parameters for stope shapes and a cut-off grade based on the Net Smelter Return (NSR).

A Copper Equivalent (CuEqUg) field based on a NSR estimate specific to underground mining and rock-type was added to the block model. [Table 1-12](#) summarises the copper equivalent mill and smelter recoveries.

Formatted: Font: Not Bold

Table 1-12 Copper Equivalent Mill and Smelter Recoveries

Element	Price		Mill Recovery %			Smelter Recovery %
	Unit	USD	CuMo Skarn	CuPbZn Skarn*	CuMo Hornfels / Porphyry	
Copper	lbs	\$ 2.90	90%	90%	84%	83.8%
Molybdenum	lbs	\$ 15.50	71%		48%	68.1%
Gold	ozs	\$ 1,300	65%	43%		84.0%
Silver	ozs	\$ 20	70%	56%		77.5%
Lead	Tonne	\$ 2,150		75%		80.0%
Zinc	Tonne	\$ 2,150		65%		65.0%

* Jiaoyan Pit

Skarn:

CuEqUg

= (Au Grade * Au Price * Au Mill Recovery * Au Smelter Recovery + Ag Grade * Ag Price * Ag Mill Recovery * Ag Smelter Recovery + Mo Grade * Mo Price * Mo Mill Recovery * Mo Smelter Recovery + Cu Grade * Cu Price * Cu Mill Recovery * Cu Smelter Recovery) / Cu Price

Hornfels / Porphyry:

CuEqUg

= (Mo Grade * Mo Price * Mo Mill Recovery * Mo Smelter Recovery + Cu Grade * Cu Price * Cu Mill Recovery * Cu Smelter Recovery) / Cu Price

Table 1-13 Copper Equivalent Cut-off by Underground Mining Method

Cost Parameter	Cemented Tailings Paste Backfill Unit Cost		Tailings Paste backfill Unit Cost		No backfill Unit Cost	
	RMB	USD	RMB	USD	RMB	USD
Currency						
Mining	¥ 115.98	\$ 18.41	¥ 95.98	\$ 15.23	¥ 80.86	\$ 12.83
Processing	¥ 60.17	\$ 9.55	¥ 60.17	\$ 9.55	¥ 60.17	\$ 9.55
G & A	¥ 5.18	\$ 0.82	¥ 5.18	\$ 0.82	¥ 5.18	\$ 0.82
Sales/Transport	¥ -	\$ -	¥ -	\$ -	¥ -	\$ -
Total	¥ 181.33	\$ 28.78	¥ 161.33	\$ 25.61	¥ 146.21	\$ 23.21
CuEqUg Cut -off*	0.45%		0.40%		0.36%	

* Copper Price = \$2.9/lb

Geotechnical Review

Mining One conducted a geotechnical review of The Study covering the proposed open pits and underground expansion for the Jiama Project Polymetallic Mine in Tibet.

An initial review of the geotechnical studies and analyses were completed by Mining One in June and subsequently in November 2013. As part of the review, Mining One has considered the provided technical data and documentation and compared it to the Mining One requirements and standards for geotechnical open pit and underground studies.

Several methods of stability analysis were carried out including structural analysis, limited equilibrium and finite element.

Mining of Phase II will commence in two open pits and an extensive underground mine including; Jiaoyan Pit, South Pit and the underground mine respectively. The open pits and underground expansion will be developed simultaneously. The Open pits will be separated from the underground operation by a crown pillar that will be maintained between the base of South Pit and the upper Underground Mine. Stope voids will be progressively backfilled beneath the base of the pit floor to reduce the potential for open pit and underground mine interaction. The two underground mining methods considered in this area are cut & fill mining and sub-level caving. The area under the pit is not planned to be mined in the initial 10 years of operation. The pit should be finished by this time which would make sub-level caving a possible option here.

The underground and open pit mine designs were developed by the CGDI. The geotechnical studies were undertaken by the Changsha Institute of Mining Research Co Ltd (“CIMR”) for all mining areas and the waste dumps were designed by CGDI with contribution from the CIMR. The CIMR Feasibility Study reporting for the geotechnical studies are referenced in The Study.

Pit Design

The following parameters were used for the pit designs.

Table 1-14 Pit Design Criteria

Parameter	Unit	Jiaoyan	South
Wall Angle	deg.	65	65
Bench Height	m	30	30
Berm Width	m	15	16
Ramp Width (Dual Lane)	m	25	25
Ramp Width (Single Lane)	m	NA	15
Ramp Grade	%	6	11
Stack Height	m	180	180
Stack Berm	m	25	25


Figure 1-6 and Figure 1-7 illustrate the final designs used for the open pit schedule and subsequent Reserve Estimate.

Formatted: Font: Not Bold
Formatted: Font: Not Bold

Figure 1-6 Jiaoyan Pit Final Design



Figure 1-7 South Pit Final Design



Underground Design

The initial ten years of the Phase II underground operation have been designed considering; development, ventilation, and haulage requirements to support Sub-level Stopping with fill. Ventilation has been modelled using Ventsim 3D Mine Ventilation Software. All designs relating to the initial ten years of Phase II were completed by CGDI. Scheduling of the CGDI mine designs was completed using Enhanced Production Scheduler (EPS) by China Gold. China Gold also completed life of mine reserve shapes which have then been scheduled in Microsoft Excel using development and production factors derived from the EPS schedule.

Phase I of the underground is currently operational, producing approximately 1.8 Mt per annum from hand held shrinkage stoping. Ventilation shafts, haulage shafts and conveyor drives are already in place or are currently being developed. [Figure 1-8](#) illustrates the new CGDI stope locations along with the Phase I development as it is already built.

Formatted: Font: Not Bold

Figure 1-8 CGDI designed stopes in relation to as-built development

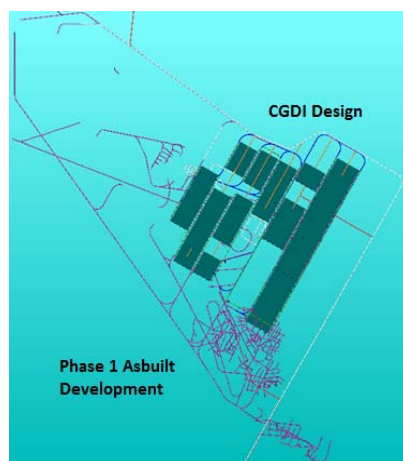


Figure 1-9 Reserve Estimate as at July 2013

0.23% CuEq for Jiaoyan Pit, 0.29% CuEq for South Pit and 0.45% CuEq for UG - November 2013

Total Pit Reserves-South Pit

Type	Quantity Mt	Cu %	Mo %	Pb %	Zn %	Au g/t	Ag g/t	Cu Metal Kt	Mo Metal Kt	Pb Metal Kt	Zn Metal Kt	Au Moz	Ag Moz
Proven	2.9	0.45	0.03	0.15	0.08	0.05	9.54	13.03	0.85	4.34	2.43	0.00	0.89
Probable	84.3	0.73	0.02	0.60	0.33	0.20	25.20	611.75	13.99	509.85	275.03	0.53	68.31
Subtotal	87.2	0.72	0.017	0.589	0.318	0.19	24.67	624.78	14.84	514.19	277.46	0.54	69.20
Waste	309.6												
Strip Ratio	3.5												

Total Pit Reserves_Jiaoyan

Type	Quantity Mt	Cu %	Mo %	Pb %	Zn %	Au g/t	Ag g/t	Cu Metal Kt	Mo Metal Kt	Pb Metal Kt	Zn Metal Kt	Au Moz	Ag Moz
Proven	5.0	0.38	0.01	0.00	0.01	0.02	0.94	19.25	0.65	0.16	0.29	0.00	0.15
Probable	148.5	0.40	0.02	0.01	0.01	0.03	1.11	593.76	26.83	8.62	8.65	0.15	5.32
Subtotal	153.5	0.40	0.018	0.006	0.006	0.03	1.11	613.00	27.48	8.78	8.94	0.16	5.47
Waste	222.4												
Strip Ratio	1.4												

Total Underground Reserves

Type	Quantity Mt	Cu %	Mo %	Pb %	Zn %	Au g/t	Ag g/t	Cu Metal Kt	Mo Metal Kt	Pb Metal Kt	Zn Metal Kt	Au Moz	Ag Moz
Proven	17.0	0.75	0.049	0.045	0.033	0.27	14.74	127.2	8.42	7.72	5.54	0.15	8.06
Probable	183.1	0.73	0.050	0.018	0.019	0.32	13.66	1,342.9	92.28	32.08	34.87	1.85	80.43
Subtotal	200.08	0.74	0.050	0.020	0.020	0.31	13.76	1,470.18	100.70	39.80	40.40	2.00	88.49

Total Reserves - Open Pit and Underground

Type	Quantity Mt	Cu %	Mo %	Pb %	Zn %	Au g/t	Ag g/t	Cu Metal Kt	Mo Metal Kt	Pb Metal Kt	Zn Metal Kt	Au Moz	Ag Moz
Proven	25.0	0.64	0.04	0.05	0.03	0.19	11.35	159.52	9.92	12.22	8.25	0.15	9.11
Probable	415.9	0.61	0.03	0.13	0.08	0.19	11.52	2,548.44	133.10	550.54	318.55	2.53	154.06
Total	440.83	0.61	0.03	0.13	0.07	0.19	11.51	2,707.96	143.02	562.76	326.81	2.69	163.17

Capital Costs

The total estimated cost of bringing the Project into production is USD 656.5 million. A summary of capital costs is shown in [Table 1-15](#) below.

Formatted: Font: Not Bold

Table 1-15 Estimated Capital Costs

Capital Investment Summary				
Item	Description	Total Capital Million US\$	Major (Million US\$)	
			Mining	Processing
1	Geology	1.513	1.513	0.000
2	Mining	141.167	141.167	0.000
3	Machinery	25.535	25.535	0.000
4	Processing	110.724	0.000	110.724
5	Tailing	75.075	0.000	75.075
6	Civil Engineering	82.381	21.443	60.938
7	Drainage	38.390	3.122	35.267
8	HVAC	4.312	0.745	3.567
9	Power	42.649	17.543	25.106
10	Meter	13.154	8.615	4.539
11	General Plan	52.964	33.030	19.934
12	Environmental	4.098	4.098	0.000
13	Other Construction Cost	68.792	68.792	0.000
14	Contingency	25.953	25.953	0.000
15	Office Apartment	29.508	29.508	
Total Construction Capital		716.217	366.313	349.905

*Source: Jijama Phase 2 Preliminary Design Capital Cost Report

Operating costs over the life of the open-pits is estimated to be USD 11,264 million. This equates to approximately USD 23.48/ore tonne. A summary of operating cost items is shown in [Table 1-16](#) below.

Formatted: Font: Not Bold

Table 1-16 Summary of Operating Costs

Item	Total Cost (USD)	Unit Cost (USD/Oret)
Mining Costs	\$5,167,789,460	\$11.50
Processing Costs	\$4,520,043,181	\$10.06
Fixed Costs	\$149,025,210	\$0.33
Overhead Costs	\$711,238,404	\$1.58
Total OPEX	\$10,548,096,256	\$23.48

Financial Modelling and Economic Analysis

A summary of the economic analysis is shown in [Table 1-17](#).

Formatted: Font: Not Bold

Table 1-17 Summary Economic Analysis

Project KPI	Unit	Pre-Tax	Post-Tax
Total Cash	USD	7,406,783,715	5,785,209,159
Net Present Value (NPV)	USD	1,873,148,514	1,324,968,062
Internal Rate of Return (IRR)	%	29.7%	24.0%
Payback Period (Undisc. Cash)	Years	5.62	6.72
Payback Period (Disc. Cash)	Years	6.68	7.91
Max. Cash Draw Down (Undisc. Cash)	USD	-\$401,548,388	
Max. Cash Draw Down (Disc. Cash)	USD	-\$401,548,388	
Operating Margin (EBITA / Revenue)	%	38.4%	

The pre and post-tax amounts are estimated using a discount rate of 9%.

The complete open-pit and underground of Jiama Project Phase II Expansion project is expected to have a post-tax net present value of USD 1.324 billion with an internal rate of return of 24.0%.

Given the discussed capital costs, the project will pay itself off in approximately eight years.

Opportunities and Risks

The key opportunities for the Jiama Project include:

- The current open pit operation is being mined utilising contractors, based on a thorough examination of the data supplied to Mining One a flat rate of 38.23 RMB/bcm and 36.93 RMB/bcm for Jiaoyan and South Pit respectively has been applied for the excavation and haulage of both waste and ore. While a thorough review of the agreement was not undertaken it is the opinion of the author that Mining loss and dilution could be compromised due to the pricing mechanisms. A flat rate provides minimal incentive for optimising the loss and dilution parameters and provides motivation for bulk earthworks. With this said, the contract was not sighted to validate if other mechanisms have been included in the agreement.
- The underground schedule provides an adequate overview of the mining reserves for the life of mine. It would be recommended that further definition of the underground be carried out to better define the mining methods and the use of bottom up stoping as opposed to the currently scheduled top down method.
- Based on an earlier high level review of the Jiama Project deposit, it is Mining One's opinion that there is opportunity to increase the size of the current open pit operations:
 - The southern extent of the ore body has not been closed off by the exploration program, therefore there is potential of further mineralisation to the south. It is recommended that further drilling be conducted to understand the true extents of the resource.
 - Current market prices have been applied to the financial modelling. A number of the commodities are believed to be reflective of a soft market and therefore there is opportunity for improvements in the sales revenue if a shift in pricing occurred.

- The current waste management (waste dumps) present a risk to further extension of the ore body to the south as waste dump #4 is located directly to the south of the South pit. It is recommended that sterilisation drilling be conducted prior to the commencement of this and other waste dumps.

The key risks to the Jiama Project include:

- Mining and exploration licences are current however the rates of mining that have been nominated on these licences is below the production rates anticipated from the Phase II development. It is advisable that these licences be reviewed in line with or above the current production expectations. This has been noted previously and it is Mining One's understanding that new titles will not be issued by the Chinese authorities until the expiry of the current titles.

Mining One operates as an independent technical consultant providing resource evaluation, mining engineering and mine valuation services to the resources and financial services industries. The Jiama Technical Report was prepared on behalf of Mining One by technical specialists, details of whose qualifications and experience are set out on Section 28 to the Jiama Technical Report.

Mining One has been paid, and has agreed to be paid, professional fees for its preparation of the Jiama Technical Report. However, none of Mining One staff or sub-consultants who contributed to the Technical Report has any interest in:

- the Company, securities of the Company or companies associated with the Company; or
- the Relevant Asset; or
- the outcome of the release.

Drafts of the Jiama Technical Report were provided to the Company, for the purpose of confirming the accuracy of factual material and the reasonableness of assumptions relied upon in the Jiama Technical Report. The Jiama Technical Report is mainly based on information provided by China Gold, either directly from the Project site and other associated offices or from reports by other organisations whose work is the property of the Company. The Jiama Technical Report was provided by Mining One with an effective date of December 20, 2013.

Human Resources

At December 31, 2015, China Gold International had 1,664 employees working at various locations.

DESCRIPTION OF CAPITAL STRUCTURE

China Gold International's authorized capital consists of an unlimited number of Common Shares without par value. As of March 29, 2016, China Gold International had 396,413,753 Common Shares issued and outstanding. All of the issued Common Shares are fully paid and are not subject to any future call or assessment. All of the issued Common Shares rank equally as to voting rights, participation and distribution of China Gold International's assets upon liquidation, dissolution or winding-up and the entitlement to dividends. Holders of Common Shares are entitled to receive notice of, attend and vote at all meetings of shareholders of China Gold International. Each Common Share carries one vote at such meetings. Holders of Common Shares are entitled to dividends if and when declared by the directors and, upon liquidation, to receive such portion of the assets of China Gold International as may be distributable to such holders.

DIVIDENDS

China Gold International has not, since its incorporation, paid any dividends on any of its Common Shares. China Gold International has no present intention to pay dividends, but China Gold International's Board of Directors will determine any future dividend policy on the basis of earnings, financial requirements and other relevant factors. See also "General Development of Business – Risk Factors".

MARKET FOR SECURITIES

The Common Shares of China Gold International are traded in Canada on the TSX under the symbol CGG and HKSE under the stock code 2099. The closing price of China Gold International's Common Shares on the TSX on March 21, 2016 was Cdn\$2.26 and on the HKSE on March 22, 2016 was HK\$13.22.

The following sets forth the high and low market prices and the volume of the Common Shares traded on the TSX on a monthly basis during the periods indicated (stated in Canadian dollars):

Date	High	Low	Volume
February 2016	2.43	1.85	4,856,605
January 2016	2.24	1.87	3,433,189
December 2015	2.17	1.86	3,440,485
November 2015	2.15	1.72	4,826,590
October 2015	1.97	1.75	5,033,350
September 2015	2.08	1.67	3,940,739
August 2015	2.17	1.60	5,578,118
July 2015	2.13	1.52	5,439,564
June 2015	2.50	2.05	4,353,878
May 2015	2.58	1.96	5,096,479
April 2015	2.40	1.48	6,724,484
March 2015	1.89	1.30	21,757,889
February 2015	2.12	1.85	4,643,762
January 2015	2.38	1.92	9,009,500

DIRECTORS AND OFFICERS

The name, province or state and country of residence and position with the Company of each director and executive officer of the Company, and the principal business or occupation in which each director or executive officer has been engaged during the immediately preceding five years, effective on the date of this AIF, is as follows:

Name, Province and Country of Residence and Position with Company ⁽¹⁾	Present and Principal Occupation during the last five years	Date of Appointment as Director	Number of Shares Beneficially Owned, or Controlled or Directed, Directly or Indirectly (Percentage of Outstanding Shares) ⁽²⁾
Xin Song Director, Chairman Beijing, China	Chairman of the Board of the Company (February 2014 to present); Chief Executive Officer of the Company (October 2009 to February 24, 2014); President of China National Gold (December 2013 to present) Chairman of the Board of Skyland Mining Limited from April 2008 to May 2015, Tibet Jia Ertong Mining Development Co., Ltd. from April 2008 to February 2014; and Vice President of China National Gold in charge of resources development and international operations (July 2003 to December 2013); Director of Zhongjin Gold Corporation Limited since September 2003; Director of China National Gold Group Hong Kong Limited since March 2008; Director of Ching Gold Hong Kong Holding Corp. Limited since August 2011 and Director of Mundoro Mining Inc. since October 2011	October 9, 2009	-
Bing Liu Director, Chief Executive Officer Beijing, China	Chief Executive Office of the Company (February 2014 to present); Vice President and Chief Accountant of China National Gold (November 1999 to present); Chairman of the Board of Skyland Mining Limited since May 2015; Chairman of the board of Tibet Jia Ertong Mining Development Co., Ltd since February 2014; and Director of Zhongjin Gold Corporation Limited from March 2007 to May 2013.	May 12, 2008	-

Name, Province and Country of Residence and Position with Company ⁽¹⁾	Present and Principal Occupation during the last five years	Date of Appointment as Director	Number of Shares Beneficially Owned, or Controlled or Directed, Directly or Indirectly (Percentage of Outstanding Shares) ⁽²⁾
Liangyou Jiang Senior Executive Vice President, Director Beijing, China	Senior Executive Vice President of the Company (August 2014 to present) and an Executive Director of the Company since October 2014; Chairman of the Board of Tibet Huatailong Mining Development Co., Ltd. from 2012 to August 2014; Director of Skyland Mining Limited since October 2014 and Director of of 布丘克 since May 2015; Director of China Gold Hong Kong Holding Corp. Limited and Mundoro Mining Limited since January 2015 and August 2014 respectively; Manager of the Investment Management Department of China National Gold (February 2008 to August 2014); Chairman of Huatailong from February 2012 to August 2014; and General Manager of Huatailong (August 2010 to February 2012)	October 23, 2014	-
Lianzhong Sun Director Beijing, China	Vice President of China National Gold (February 2012 to present); Chairman of the Board of Huatailong (June 2010 to February 2012); Director of China National Gold Group Hong Kong Limited since 2014; Chairman of the Board of Kichi-chaarat Company since May 2015.	February 24, 2014	-
Ian He Director BC, Canada ⁽³⁾⁽⁴⁾⁽⁵⁾⁽⁶⁾	President (July 2007 to present) and Director of Tri-River Ventures Inc. (October 2006 to present); Director of Huaxing Machiner Corp., since January 2011; Director of Zhongrun Resources Investment Corporation since December 2010; director of Vatukoula Gold Mines since February 2013; Director of Jiulian Resources Inc from October 2006 to November 2015 and Director of Dolly Varden Silver Corp. from June 2013 to September 2015.	May 31, 2000	150,000 (0.0378%)
Yunfei Chen ⁽³⁾⁽⁴⁾⁽⁵⁾⁽⁶⁾ Director Hong Kong	Independent Advisor (August 2007 to present); Director of Dongfeng Motor Group Company Limited since October 2013; Chairman of the Board of Asia Coal Limited from October 2010 to June 2011.	May 12, 2008	-
Gregory Hall ⁽³⁾⁽⁴⁾⁽⁵⁾⁽⁶⁾ Director Western Australia, Australia	Director of several public mineral and energy companies (2010 to present); Independent Geological Consultant (August 2006 to present)	October 9, 2009	-

Name, Province and Country of Residence and Position with Company⁽¹⁾	Present and Principal Occupation during the last five years	Date of Appointment as Director	Number of Shares Beneficially Owned, or Controlled or Directed, Directly or Indirectly (Percentage of Outstanding Shares)⁽²⁾
John King Burns ⁽³⁾⁽⁴⁾⁽⁵⁾⁽⁶⁾ Director Pennsylvania, USA	Director of several public and private natural resources, information technology and energy companies (1998 to present)	October 27, 2009	-
X.D. Jiang Vice President of Production Director BC, Canada	Vice President of Production of the Company since March 2009; Director of Inner Mongolia Pacific Mining Co. Ltd since September 2008	June 17, 2010	38,800 (0.0098%)
Jerry Xie Executive Vice President & Corporate Secretary BC, Canada	Executive Vice President and Corporate Secretary of the Company from October 2009	N/A	-
Songlin Zhang Vice President & Chief Engineer Washington, USA	Vice President (June 16, 2012) and Chief Engineer of the Company (February 2012 to present); Technical Director for White Tiger Gold from December 2010 to February 2012; Independent Consultant from October 2001 to December 2010	N/A	-
Derrick Zhang Chief Financial Officer BC, Canada	Chief Financial Officer of the Company (August 2011 to present); Interim Chief Financial Officer of the Company (February 2011 to August 2011); Controller of the Company (January 2010 to February 2011)	N/A	-
Lisheng Zhang Vice President Beijing, China	Vice President of the Company since March 2013; Chairman of Inner Mongolia Pacific Mining Co. Ltd., a subsidiary of the Company, which owns and operates CSH Gold Mine since September 2008	N/A	-

Notes:

- (1) The information as to country of residence and principal occupation has been furnished by the respective directors and officers individually.
- (2) Information relating to the share ownership provided by each director of the Company.
- (3) Denotes member of the Audit Committee.
- (4) Denotes member of the Compensation and Benefits Committee.
- (5) Denotes member of the Nominating and Corporate Governance Committee.
- (6) Denotes member of the Health, Safety and Environmental Committee.

Each director's term of office expires at the next annual general meeting of China Gold International.

Shareholdings of Directors and Senior Officers

As at March 29, 2016, the directors and executive officers, as a group, beneficially owned, directly or indirectly, or exercised control or direction over, 188,800 Common Shares of China Gold International representing approximately 0.048% of the outstanding Common Shares of China Gold International.

Corporate Cease Trade Orders, Bankruptcies, Penalties or Sanctions

No director, officer or promoter of China Gold International has, within the last ten years: (i) been a director, officer or promoter of any reporting issuer that, while such person was acting in that capacity, was the subject of a cease trade or similar order or an order that denied China Gold International access to any statutory exemption for a period of more than 30 consecutive days; (ii) was subject to an order that was issued after the director, executive officer or promoter ceased to be a director, executive officer or promoter in the relevant company which resulted from an event that occurred while that person was acting in that capacity that denied the relevant company access to any statutory exemption for a period of more than 30 consecutive days; (iii) was declared bankrupt or made a voluntary assignment in bankruptcy, made a proposal under any legislation relating to bankruptcy or been subject to or instituted any proceedings, arrangement or compromise with creditors or had a receiver, receiver-manager or trustee appointed to hold the assets of that person; or (iv) been subject to any penalties or sanctions imposed by a court or securities regulatory authority relating to trading in securities, promotion or management of a publicly traded issuer or theft or fraud.

No director, officer or promoter of China Gold International, or a shareholder holding sufficient securities of China Gold International to affect materially the control of China Gold International, or a personal holding company of any such persons, has, within the 10 years preceding the date of this AIF, become bankrupt, made a proposal under any legislation relating to bankruptcy or insolvency, or been subject to or instituted any proceedings, arrangement or compromise with creditors or had a receiver, receiver manager or trustee appointed to hold the assets of the individual.

Conflicts of Interest

Directors and officers of China Gold International may, from time to time, be involved with the business and operations of other mining companies, in which case a conflict may arise. See “Description of the Business – Risk Factors” for more details.

Audit Committee Information

Information Concerning the Audit Committee of the Company, as required by NI 52-110, is provided in Schedule B to this Annual Information Form.

INTERESTS OF MANAGEMENT AND OTHERS IN MATERIAL TRANSACTIONS

China Gold International is unaware of any material interest, direct or indirect, by way of beneficial ownership of securities or otherwise, of (i) any director or executive officer of China Gold International, (ii) a person or company that is, as of the date hereof, the direct or indirect beneficial owner of, or who exercises control or direction over, more than 10% of any class or series of China Gold International’s outstanding securities, and (iii) any associate or affiliate of any person or company referred to in either (i) or (ii) above, in any transaction within the three most recently completed financial years or during the current financial year which has materially affected or would materially affect China Gold International or any of its subsidiaries other than the following interests of China National Gold in:

1. the Supplemental Jiama Framework Agreement. See “General Development of the Business – Three Year History – 2013”.
2. the Supplemental Contract for Purchase and Sale of Dore. See “General Development of the Business – Three Year History – 2013”.
3. the Product and Service Framework Agreement. See “General Development of the Business – Three Year History – 2013”.
4. the Contract for Purchase and Sale of Copper Concentrate. See “General Development of the Business – Three Year History – 2013”.
5. the 2015 Contract for Purchase and Sale of Dore. See “General Development of the Business – Three Year History – 2014”.
6. the 2015 Contract for Purchase and Sale of Copper Concentrate. See “General Development of the Business – Three Year History – 2014”.
7. the Jiama Phase II Hornfels Stripping and Mining Agreement. See “General Development of the Business – Three Year History – 2014”.
8. the three-year entrusted loan agreement dated January 17, 2014 in which China National Gold provided a loan to the Company through Construction Bank of China as the entrusted bank. See “Material Contracts”.
9. the Trust Deed, Keepwell and Liquidity Support Deed and Equity Interest Purchase Undertaking. See “General Development of the Business – Three Year History – 2014”.
10. the amendment to the Product and Service Framework Agreement, See “General Development of the Business – Three Year History – 2015”.
11. the Financial Services Agreement. See “General Development of the Business – Three Year History – 2015”.

In addition China National Gold provides support to mining and exploration operations at the CSH Gold Project and the Jiama Project from time to time. The Company has entered into additional non-material contracts with China National Gold and affiliates of China National Gold in connection with the ongoing expansions of the CSH Gold Project and the Jiama Project. See “General Development of the Business – Three Year History”.

TRANSFER AGENT AND REGISTRAR

The Company’s principal transfer agent and share registrar is CST Trust Company of Suite 1600, 1066 West Hastings Street, Vancouver, British Columbia, Canada V6E 3X1 and the Company’s transfer agent and share registrar in Hong Kong is Computershare Hong Kong Investor Services Limited, 46/F Hopewell Centre, 183 Queen’s Road East, Wan Chai, Hong Kong.

MATERIAL CONTRACTS

Below are the particulars of each contract, other than those entered into in the ordinary course of business, that is material to China Gold International and was entered into between January 2014 and the date of

this AIF or was entered into before that date but is still in effect. No disclosure is made regarding any contract that was entered into prior to January 1, 2002.

1. CJV between Brigade 217 and Pacific Gold Mining Inc. dated April 5, 2002 to establish IMPM as a CJV. This is the joint venture agreement that relates to the CSH Gold Project and grants to China Gold International a 96.5% interest in the CJV.
2. CNG Non-Compete and the CGG Non-Compete was granted in 2010 by China National Gold in which China National Gold agrees to not compete with the Company, nor allow its Controlled Entities to compete with the Company in the International Mining Business and by the Company to China National Gold in which it undertakes not to compete with China National Gold and its Controlled Entities in respect of gold and nonferrous mineral prospects in PRC.
3. Supplemental Jiama Framework Agreement dated April 26, 2013 to extend the term of the Jiama Framework Agreement to December 31, 2015. See “General Development of the Business – Three Year History – 2013”.
4. Product and Service Framework Agreement dated April 26, 2013, pursuant to which China National Gold will provide mining related services in order to facilitate the Group’s operations in the PRC for three years until June 18, 2016. See “General Development of the Business – Three Year History – 2013”.
5. On January 17, 2014, China National Gold provided an entrusted loan to the Company in which China National Gold provided a loan of RMB200 million (equivalent to approximately US\$32,264,000) through Construction Bank of China. The principal amount is to be repaid on January 17, 2017.
6. On May 7, 2014, IMPM entered into the 2015 Contract for Purchase and Sale of Dore with China National Gold for the sale and purchase of gold dore bars and silver by-products produced at the CSH Gold Project to be carried out for the three years ending December 31, 2015, 2016 and 2017. Details of the 2015 Contract for Purchase and Sale of Dore are as stated in the Company’s circular dated May 14, 2014.
7. On July 17, 2014, the Company, its wholly-owned subsidiary, Skyland BVI and China National Gold entered into a Trust Deed with The Bank of New York Mellon in connection with the Bonds issuance by Skyland BVI. See “General Development of the Business – Three Year History – 2014”.
8. On July 17, 2014, the Company, its wholly-owned subsidiary, Skyland BVI and China National Gold entered into a Keepwell and Liquidity Support Deed with The Bank of New York Mellon in connection with the Bonds issuance by Skyland BVI. See “General Development of the Business – Three Year History – 2014”.
9. On July 17, 2014, China National Gold entered into an Equity Interest Purchase Undertaking with The Bank of New York Mellon as trustee in connection with the Bonds issuance by Skyland BVI. See “General Development of the Business – Three Year History – 2014”.
10. On May 29, 2015 the Company and China National Gold entered into the Amendment to the

Product and Service Framework Agreement to add the sale and purchase of copper concentrates produced at the Jiama Mine beginning with the year ending December 31, 2015; as such revised the annual cap for the year ending December 31, 2015 and extended the Product and Service Framework Agreement to December 31, 2017. See “General Development of the Business – Three Year History – 2015”

11. On May 29, 2015 IMPM, Huatailong and China Gold Finance entered into the Financial Services Agreement whereby China Gold Finance will provide deposit services, loan, settlement, credit facility, financial advisory and other financial services subject to terms and conditions provided therein for a term of three years. Daily maximum deposit balance (including accumulative settlement interest) shall not exceed RMB3,000 million. See “General Development of the Business – Three Year History – 2015”
12. On January 14, 2015, Huatailong entered into a Forest Land Compensation Agreement with the Forest Bureau of Maizhokunggar Country for the valid life of the Jiama Mine whereby Huatailong is required to make land expropriation compensation to the local government based on the “Regulation on Forestland Management of Lhasa City” (the “Regulation”) carried out by Lhasa municipal government in 2011. The total amount of compensation is calculated in accordance with the Regulation.
13. On November 3, 2015, Huatailong entered into a Loan Facility Agreement with a syndicate of banks led by the Band of China for the aggregate principal amount of RMB3.98 billion, approximately US\$627 million. The full maturity and repayment of the loan is November 2029. The proceeds of the Loan Facility are to be used for the development of the Company's Jiama Copper-Gold Polymetallic Mine.
14. On December 31, 2015, the Huatailong entered into a South Pit Stripping and Mining Contract with Color Twelve Metallurgical Construction Co. to provide certain stripping and mining services at the Jiama Mine for a term ending October 31, 2018.
15. On February 14, 2016, 2016, Huatailong entered into a Hornfel Open-Pit Mining and Stripping Project Contract with Color Twelve Metallurgical Construction Co. to provide certain drilling, blasting, digging and loading, transporting, hauling, dumping and draining services at the Jiama Mine for a term ending November 30, 2018.

INTERESTS OF EXPERTS

Names of Experts

The following persons, firms and companies are named as having prepared or certified a report, valuation statement or opinion described or included in a filing, or referred to in a filing, made under NI 51-102 by the Company during, or relating to, its most recently completed financial year and whose profession or business gives authority to the report, valuation statement or opinion made by the person, firm or company:

Name	Description
Deloitte Touche Tohmatsu	Independent Auditor, Auditors’ Report dated March ____, 2016 for the year ended December 31, 2015.
John Nilsson, P. Eng Mario Rossi, MSc. Min. Eng. Ken Major, P.Eng	Authors of the “Technical Report Expansion Feasibility Study for the Chang Shan Hao (CSH) Gold Project Inner Mongolia, People’s Republic of China” dated October 21, 2012.

William McKenzie, P.Eng	
Bin Quo, (MAusIMM) Anthony Cameron (FAUSIMM)	Authors of the Technical Report entitled “Jiama Phase II Expansion Project Mineral Resources and Reserves” with an effective date of 20 th of December 2013.

Interests of Experts

Deloitte Touche Tohmatsu is the independent auditor of China Gold International.

To the Company's knowledge, none of the other experts named in the foregoing section had, at the time they prepared or certified such report, valuation statement or opinion, received after such time or will receive any registered or beneficial interest, directly or indirectly, in any securities or other property of the Company.

None of such experts and no director, officer or employee of such experts is or is expected to be elected, appointed or employed as a director, officer or employee of the Company or of any associate or affiliate of the Company.

ADDITIONAL INFORMATION

Additional information, including information related to directors' and officers' remuneration and indebtedness, principal holders of China Gold International's securities, options to purchase securities, and interests of insiders in material transactions, is contained in China Gold International's information circular for the 2015 Annual General Meeting of Shareholders held on June 30, 2015. Such information for the current year will be included in China Gold International's information circular for its upcoming Annual General Meeting of Shareholders, which will be held on June 16, 2016. Additional financial information is provided in China Gold International's audited financial statements and MD&A for the fiscal period ended December 31, 2015. Copies of the information circulars, financial statements and MD&A can be obtained upon request from China Gold International at Suite 660, One Bentall Centre, 505 Burrard Street, Box 27, Vancouver, British Columbia, Canada, V7X 1M4, Attention: Corporate Secretary, or on SEDAR at www.sedar.com.

SCHEDULE A - GLOSSARY AND CONVERSION FACTORS

Conversion Factors

For ease of reference, the following conversion factors are provided:

Imperial Measure	=	Metric Unit	Metric Unit	=	Imperial Measure
2.47 acres		1 hectare	0.4047 hectares		1 acre
3.28 feet		1 metre	0.3048 metres		1 foot
0.62 miles		1 kilometre	1.609 kilometres		1 mile
0.032 ounces (troy)		1 gram	31.1 grams		1 ounce (troy)
2.205 pounds		1 kilogram	0.454 kilograms		1 pound
1.102 tonnes (short)		1 tonne	0.907 tonnes		1 ton
0.029 ounces (troy)/ton		1 gram/tonne	34.28 grams/tonne		1 ounce (troy)/ton

Glossary of Geological and Mining Terms

andalusite: an aluminium-silicate metamorphic mineral found in high-temperature, low pressure metamorphic terranes.

assay: the chemical analysis of an ore, mineral or concentrate to determine the amount of valuable species.

breccia: rock consisting of more or less angular fragments in a matrix of finer-grained material.

carbonaceous: containing carbon or coal, especially shale or other rock containing small particles of carbon distributed throughout the whole mass.

diabase: a fine-grained intrusive igneous rock.

diorite: intermediate coarse grained igneous rock.

footwall: the underlying side of a fault, ore body, or mine working; particularly the wall rock beneath an inclined vein or fault.

formation: a persistent body of igneous, sedimentary, or metamorphic rock, having easily recognizable boundaries that can be traced in the field without recourse to detailed paleontologic or petrologic analysis, and large enough to be represented on a geologic map as a practical or convenient unit for mapping and description.

granitoid: pertaining to or composed of granite.

hanging wall: the overlying side of an ore body, fault, or mine working, especially the wall rock above an inclined vein or fault.

igneous rock: rock that is magmatic in origin.

indicated mineral resource: that part of a mineral resource for which quantity, grade or quality, densities, shape and physical characteristics can be estimated with a level of confidence sufficient to allow the appropriate application of technical and economic parameters to support mine planning and evaluation of the economic viability of the deposit. The estimate is based on detailed and reliable exploration and test information gathered through appropriate techniques from locations such as outcrops,

trenches, pits, workings and drill holes that are spaced closely enough for geological and grade continuity to be reasonably assumed.

inferred mineral resource: that part of a mineral resource for which the quantity and grade or quality can be estimated on the basis of geological evidence and limited sampling and reasonably assumed, but not verified, geological and grade continuity. The estimate is based on limited information and sampling gathered through appropriate techniques from locations such as outcrops, trenches, pits, workings and drill holes.

intercalated: said of layered material that exists or is introduced between layers of a different character; especially said of relatively thin strata of one kind of material that alternates with thicker strata of some other kind, such as beds of shale intercalated in a body of sandstone.

kriging: A weighted, moving-average interpolation method in which the set of weights assigned to samples minimizes the estimation variance, which is computed as a function of the variogram model and locations of the samples relative to each other, and to the point or block being estimated.

lamprophyre: a group of dark-coloured, porphyritic, medium grained igneous rocks usually occurring as dykes or small intrusions.

leach: to dissolve minerals or metals out of ore with chemicals.

measured mineral resource: that part of a mineral resource for which quantity, grade or quality, densities, shape and physical characteristics are so well established that they can be estimated with confidence sufficient to allow the appropriate application of technical and economic parameters to support production planning and evaluation of the economic viability of the deposit. The estimate is based on detailed and reliable exploration, sampling and testing information gathered through appropriate techniques from locations such as outcrops, trenches, pits, workings and drill holes that are spaced closely enough to confirm both geological and grade continuity.

meta: a prefix that, when used with the name of a sedimentary or igneous rock, indicates that the rock has been metamorphosed.

mineral reserve: the economically mineable part of a measured or indicated mineral resource demonstrated by at least a preliminary feasibility study. This study must include adequate information on mining, processing, metallurgical, economic and other relevant factors that demonstrate, at the time of reporting, that economic extraction can be justified. A mineral reserve includes diluting materials and allowances for losses that may occur when the material is mined.

mineral resource (deposit): a concentration or occurrence of natural, solid, inorganic or fossilized organic material in or on the earth's crust in such form and quantity and of such a grade or quality that it has reasonable prospects for economic extraction. The location, quantity, grade, geological characteristics and continuity of a mineral resource (deposit) are known, estimated or interpreted from specific geological evidence and knowledge.

oxide: a compound of ore that has been subjected to weathering and alteration as a result of exposure to oxygen for a long period of time.

Pegmatite: a very coarse-grained igneous rock that has a grain size of 20 mm or more.

phyllite: a regional metamorphic rock, intermediate in grade between slate and schist. Minute crystals of sericite and chlorite impart a silky sheen to the surfaces of cleavage.

probable reserve: the economically mineable part of an indicated and, in some circumstances, a measured mineral resource demonstrated by at least a preliminary feasibility study. This study must include adequate information on mining, processing, metallurgical, economic and other relevant factors that demonstrate, at the time of reporting, that economic extraction can be justified.

run-of-mine: ore in its natural state as it is removed from the mine that has not been subjected to additional size reduction.

schist: a strongly foliated crystalline rock, which readily splits into sheets or slabs as a result of the planar alignment of the constituent crystals. The constituent minerals are commonly specified (e.g. "quartz-muscovite-chlorite schist").

shear zone: a tabular zone of rock that has been crushed and brecciated by parallel fractures due to "shearing" along a fault or zone of weakness. These can be mineralized with ore-forming solutions.

strike: the direction, or course or bearing of a vein or rock formation measured on a level surface.

strip (or stripping) ratio: the tonnage or volume of waste material that must be removed to allow the mining of one tonne of ore in an open pit.

sulfides: compounds of sulfur with other metallic elements.

tailing: material rejected from a mill after the recoverable valuable minerals have been extracted.

vein: sheet-like body of minerals formed by fracture filling or replacement of host rock.

SCHEDULE B - AUDIT COMMITTEE MATTERS

Mandate

The mandate of the Audit Committee is to oversee China Gold International's financial reporting obligations, systems and disclosure, including monitoring the integrity of China Gold International's financial statements, monitoring the independence and performance of China Gold International's external auditors and acting as a liaison between the Board of Directors and China Gold International's auditors. The activities of the Audit Committee typically include reviewing interim financial statements and annual financial statements, ensuring that internal controls over accounting and financial systems are maintained and that accurate financial information is disseminated to shareholders, reviewing the results of internal and external audits and any change in accounting procedures or policies, and evaluating the performance of China Gold International's auditors. The Audit Committee communicates directly with China Gold International's external auditors in order to discuss audit and related matters whenever appropriate.

1. Audit Committee Charter

I. Purpose

The primary objective of the Audit Committee (the "Committee") of China Gold International Resources Corp. Ltd. (the "Company") is to act as a liaison between the Board and the Company's independent auditors (the "Auditors") and to assist the Board in fulfilling its oversight responsibilities with respect to (a) the financial statements and other financial information provided by the Company to its shareholders, the public and others, (b) the Company's compliance with legal and regulatory requirements, (c) the qualification, independence and performance of the Auditors and (d) the Company's risk management and internal financial and accounting controls, and management information systems.

Although the Committee has the powers and responsibilities set forth in this Charter, the role of the Committee is oversight. The members of the Committee are not full-time employees of the Company and may or may not be accountants or auditors by profession or experts in the fields of accounting or auditing and, in any event, do not serve in such capacity. Consequently, it is not the duty of the Committee to conduct audits or to determine that the Company's financial statements and disclosures are complete and accurate and are in accordance with International Financial Reporting Standards ("IFRS"). These are the responsibilities of management and the Auditors.

The responsibilities of a member of the Committee are in addition to such member's duties as a member of the Board.

II. Organization

The Committee shall comprise a minimum of three non-executive directors of the Company, a majority of which must be independent non-executive directors of the Company. At least one member of the Committee, who is an independent non-executive director of the Company, shall have appropriate professional qualifications or accounting or related financial management expertise.

The Committee membership shall satisfy the laws governing the Company and the independence, financial literacy, expertise and experience requirements under applicable securities law, stock exchange and any other regulatory requirements applicable to the Company.

The members of the Committee and the Chair of the Committee shall be appointed by the Board on the recommendation of the Nominating & Corporate Governance Committee. A majority of the members of

the Committee shall constitute a quorum. A majority of the members of the Committee shall be empowered to act on behalf of the Committee. Matters decided by the Committee shall be decided by majority votes. The chair of the Committee shall have an ordinary vote.

No member of the Committee shall have been a partner of or otherwise have had a financial interest in the Auditors during the past year.

Any member of the Committee may be removed or replaced at any time by the Board and shall cease to be a member of the Committee as soon as such member ceases to be a director.

The Committee may form and delegate authority to subcommittees when appropriate.

III. Meetings

The Committee shall meet as frequently as circumstances require, but not less frequently than four times per year. The Committee shall meet at least quarterly with management, the Company's financial and accounting officer(s) and the Auditors in separate executive sessions to discuss any matters that the Committee or each of these groups believe should be discussed privately.

The Chair of the Committee shall be an independent chair who is not Chair of the Board. In the absence of the appointed Chair of the Committee at any meeting, the members shall elect a chair from those in attendance at the meeting. The Chair, in consultation with the other members of the Committee, shall set the frequency and length of each meeting and the agenda of items to be addressed at each upcoming meeting.

The Committee will appoint a Secretary who will keep full minutes of all meetings. The Secretary may also be the Chief Financial Officer, the Company's Corporate Secretary or another person who does not need to be a member of the Committee. The Secretary for the Committee can be changed by simple notice from the Chair.

Draft and final versions of the meeting minutes should be sent to all members of the Committee within a reasonable time following such meetings.

The Chair shall ensure that the agenda for each upcoming meeting of the Committee is circulated to each member of the Committee as well as the other directors in advance of the meeting.

The Committee may invite, from time to time, such persons as it may see fit to attend its meetings and to take part in discussion and consideration of the affairs of the Committee. The Company's accounting and financial officer(s) and the Auditors shall attend any meeting when requested to do so by the Chair of the Committee.

IV. Authority and Responsibilities

The Board, after consideration of the recommendation of the Committee, shall nominate the Auditors for appointment by the shareholders of the Company in accordance with applicable law. The Auditors report directly to the Audit Committee. The Auditors are ultimately accountable to the Committee and the Board as representatives of the shareholders.

The Committee shall have the following responsibilities:

(a) Auditors

1. Recommend to the Board the independent auditors to be nominated for appointment or reappointment as Auditors of the Company at the Company's annual meeting and the remuneration to be paid to the Auditors for services performed during the preceding year; approve all auditing services to be provided by the Auditors; be responsible for the oversight of the work of the Auditors, including the resolution of disagreements between management and the Auditors regarding financial reporting; and recommend to the Board and the shareholders the termination of the appointment of the Auditors, if and when advisable.
2. When there is to be a change of the Auditor, (i) review all issues related to the change, including any notices required under applicable securities law, stock exchange or other regulatory requirements, and the planned steps for an orderly transition; and (ii) be primarily responsible for questions relating to such change.
3. Review the Auditor's audit plan and discuss the Auditor's scope, staffing, materiality, and general audit approach.
4. Review and monitor the Auditors' independence and objectivity and the effectiveness of the audit process in accordance with applicable standards. The Committee should discuss with the Auditors the nature and scope of the audit and reporting obligations prior to the commencement of the audit.
5. Review on an annual basis the performance of the Auditors, including the lead audit partner.
6. Take reasonable steps to confirm the independence of the Auditors, which include:
 - (a) Ensuring receipt from the Auditors of a formal written statement in accordance with applicable regulatory requirements delineating all relationships between the Auditors and the Company;
 - (b) Considering and discussing with the Auditors any disclosed relationships or services, including non-audit services, that may impact the objectivity and independence of the Auditors;
 - (c) Developing and implementing policy on the provision of non-audit related services provided by the Auditors to the Company and approving in advance any non-audit related services provided by the Auditors to the Company, and the fees for such services, with a view to ensuring independence of the Auditors, and in accordance with applicable regulatory standards, including applicable stock exchange requirements with respect to approval of non-audit related services performed by the Auditors. For the purpose of this Part IV(a)(6)(c), "Auditors" include any entity that is under common control, ownership or management with the Auditors or any entity that a reasonable and informed third party knowing all the relevant information would reasonably conclude to be part of the Auditors, nationally or internationally); and
 - (d) As necessary, taking or recommending that the Board take appropriate action to oversee the independence of the Auditors.

7. Review and approve any disclosures required to be included in periodic reports under applicable securities laws, rules and regulations and stock exchange and other regulatory requirements with respect to non-audit services provided by the Auditors.
8. Confirm with the Auditors and receive written confirmation at least once per year as to (i) the Auditor's internal processes and quality control procedures; and (ii) disclosure of any material issues raised by the most recent internal quality control review, or per review within the preceding five years respecting independent audit carried out by the Auditors or investigations or government or professional enquiries, reviews or investigations of the Auditors within the last five years.
9. Consider the tenure of the lead audit partner on the engagement in light of applicable securities law, stock exchange or applicable regulatory requirements.
10. Review all reports required to be submitted by the Auditors to the Committee under applicable securities laws, rules and regulations and stock exchange or other regulatory requirements.
11. Receive all recommendations and explanations which the Auditors place before the Committee.
12. Ensure any provision of non-audit related services by the Auditors does not impair their independence or objectivity and develop and implement any necessary policies in that regard.

(b) Financial Statements and Financial Information

13. Review and discuss with management, the financial and accounting officer(s) and the Auditors, the Company's annual audited financial statements, including disclosures made in management's discussion and analysis, prior to filing or distribution of such statements and recommend to the Board, if appropriate, that the Company's audited financial statements be included in the Company's annual reports distributed and filed under applicable laws and regulatory requirements.
14. Review and discuss with management, the financial and accounting officer(s) and the Auditors, the Company's interim financial statements, including management's discussion and analysis, and the Auditor's review of interim financial statements, prior to filing or distribution of such statements.
15. Review any earnings press releases of the Company before the Company publicly discloses this information.
16. Be satisfied that adequate procedures are in place for the review of the Company's disclosure of financial information and extracted or derived from the Company's financial statements and periodically assess the adequacy of these procedures.
17. Discuss with the Auditor and review the matters required to be discussed by applicable auditing standards requirements relating to the conduct of the audit including:
 - (a) the adoption of, or changes to, the Company's significant auditing and accounting principles and practices;
 - (b) the management letter provided by the Auditors and the Company's response to that letter;

- (c) any difficulties encountered in the course of the audit work, including any restrictions on the scope of activities or access to requested information, or personnel and any significant disagreements with management; and
 - (d) any material queries raised by the Auditors to management about accounting records, financial accounts or systems of control and management's response.
18. Ensure that the Board will provide a timely response to the issues raised in the management letter provided by the Auditors.
19. Discuss with management and the Auditors major issues regarding accounting principles used in the preparation of the Company's financial statements, including any significant changes in the Company's selection or application of accounting principles. Review and discuss analyses prepared by management and/or the Auditors setting forth significant financial reporting issues and judgments made in connection with the preparation of the financial statements, including analyses of the effects of alternative approaches under IFRS.
20. Prepare any report under applicable securities law, stock exchange or other regulatory requirements, including any reports required to be included in statutory filings, including in the Company's annual proxy statement.
- (c) Ongoing Reviews and Discussions with Management and Others**
21. Obtain and review an annual report from management relating to the accounting principles used in the preparation of the Company's financial statements, including those policies for which management is required to exercise discretion or judgments regarding the implementation thereof.
22. Periodically review separately with each of management, the financial and accounting officer(s) and the Auditors; (a) any significant disagreement between management and the Auditors in connection with the preparation of the financial statements, (b) any difficulties encountered during the course of the audit, including any restrictions on the scope of work or access to required information and (c) management's response to each.
23. Periodically discuss with the Auditors, without management being present, (a) their judgments about the quality and appropriateness of the Company's accounting principles and financial disclosure practices as applied in its financial reporting and (b) the completeness and accuracy of the Company's financial statements.
24. Liaise with the Board and management and meet with the Auditors at least twice a year to monitor the integrity of the Company's financial statements and annual report and accounts, half-year report and, if prepared for publication, quarterly reports, and review significant financial reporting judgments contained therein. In reviewing such reports before submission to the Board, the Committee's review shall include a review of:
- (a) any changes in accounting policies and practices;
 - (b) major judgmental areas;
 - (c) significant adjustments resulting from audit;
 - (d) going concern assumptions and any qualifications;

- (e) compliance with accounting standards; and
 - (f) compliance with applicable stock exchange regulations and other legal requirements relating to financial reporting.
25. Consider and approve, if appropriate, significant changes to the Company's accounting principles and financial disclosure practices as suggested by the Auditors or management and the resulting financial statement impact. Review with the Auditors or management the extent to which any changes or improvements in accounting or financial practices, as approved by the Committee, have been implemented.
 26. Review and discuss with management, the Auditors and the Company's independent counsel, as appropriate, any legal, regulatory or compliance matters that could have a significant impact on the Company's financial statements, including applicable changes in accounting standards or rules, or compliance with applicable laws and regulations, inquiries received from regulators or government agencies and any pending material litigation.
 27. Enquire of the Company's financial and accounting officer(s) and the Auditors on any matters which should be brought to the attention of the Committee concerning accounting, financial and operating practices and controls and accounting practices of the Company and give due consideration to such matters.
 28. Review the principal control risks to the business of the Company, its subsidiaries and joint ventures; and verify that effective control systems are in place to manage and mitigate these risks.
 29. Review and discuss with management any earnings press releases, including the use of "pro forma" or "adjusted" non-IFRS information, as well as any financial information and earnings guidance provided to analysts and rating agencies. Such discussions may be done generally (i.e. discussion of the types of information to be disclosed and the types of presentations made).
 30. Review and discuss with management any material off-balance sheet transactions, arrangements, obligations (including contingent obligations) and other relationships of the Company with unconsolidated entities or other persons, that may need to be reflected in the financial reports or accounts of the Company, or may have a material current or future effect on financial condition, changes in financial condition, results of operations, liquidity, capital resources, capital reserves or significant components of revenues or expenses. Obtain explanations from management of all significant variances between comparative reporting periods.
 31. Review and discuss with management the Company's major risk exposures and the steps management has taken to monitor, control and manage such exposures, including the Company's risk assessment and risk management guidelines and policies.
- (d) Risk Management and Internal Controls**
32. Act as the key representative body for overseeing the Company's relations with the Auditors.
 33. Review, based upon the recommendation of the Auditors and management, the scope and plan of the work to be done by the Company's financial and accounting group and the responsibilities, budget and staffing needs of such group.
 34. Discuss the internal control system with management to ensure that management has performed its duty to have an effective internal control system. Such discussions should include the

adequacy of resources, staff qualifications and experience, training programmes and budget of the Company's accounting and financial reporting function.

35. Ensure that management has designed and implemented effective systems of risk management and internal controls and, at least annually, review the effectiveness of the implementation of such systems.
 36. Approve and recommend to the Board for adoption policies and procedures on risk oversight and management to establish an effective system for identifying, assessing, monitoring and managing risk.
 37. In consultation with the Auditors and management, review the adequacy of the Company's internal control structure and procedures designed to ensure compliance with laws and regulations, and discuss the responsibilities, budget and staffing needs of the Company's financial and accounting group.
 38. Establish procedures for (a) the receipt, retention and treatment of complaints received by the Company regarding accounting, internal accounting controls or auditing matters and (b) the confidential, anonymous submission by employees of the Company of concerns regarding questionable accounting or auditing matters.
 39. Review arrangements employees of the Company can use, in confidence, to raise concerns about possible improprieties in financial reporting, internal control or other matters. The Committee should ensure that proper arrangements are in place for fair and independent investigation of such matters and for appropriate follow-up action.
 40. Establish a whistleblowing policy and system for employees of the Company and those who deal with the Company (e.g. customers and suppliers) to raise concerns, in confidence, with the Committee about possible improprieties in any matter related to the Company.
 41. Ensure coordination between the internal auditors and the Auditors and ensure that the internal auditor function is adequately resourced and has appropriate standing within the Company, and review and monitor its effectiveness.
 42. Review the internal control reports prepared by management, including management's assessment of the effectiveness of the Company's internal control structure and procedures for financial reporting and (ii) the Auditors' attestation, and report, on the assessment made by management.
 43. Consider major investigation findings on internal control matters as delegated by the Board or on its own initiative and management's response to such findings.
 44. Review the appointment of the chief financial officer and any key financial executives involved in the financial reporting process and recommend to the Board any changes in such appointment.
- (e) **Other Responsibilities**
45. Create an agenda for the ensuing year.
 46. Review and approve related-party transactions if required under applicable securities law, stock exchange or other regulatory requirements.

47. Review and approve (a) any change or waiver in the Company's code of ethics applicable to senior financial officers and (b) any disclosures made under applicable securities law, stock exchange or other regulatory requirements regarding such change or waiver.
48. Establish, review and approve policies for the hiring of employees, partners, former employees or former partners of the Company's Auditors.
49. Review and reassess the duties and responsibilities set out in this Charter annually and recommend to the Nominating and Corporate Governance Committee and to the Board any changes deemed appropriate by the Committee.
50. Review its own performance annually, seeking input from management and the Board.
51. Perform any other activities consistent with this Charter, the Company's constating documents and governing law, as the Committee or the Board deems necessary or appropriate.

V. Reporting

The Committee shall report regularly to the Board, including on matters set out in applicable stock exchange regulations, and shall submit the minutes of all meetings of the Committee to the Board (which minutes shall ordinarily be included in the papers for the next full board meeting after the relevant meeting of the Committee). The Committee shall also report to the Board on the proceedings and deliberations of the Committee at such times and in such manner as the Board may require. The Committee shall review with the full Board any issues that have arisen with respect to quality or integrity of the Company's financial statements, the Company's compliance with legal or regulatory requirements, the performance or independence of the Auditors or the performance of the Company's financial and accounting group.

VI. Resources and Access to Information

The Committee shall be provided with sufficient resources to perform its duties.

The Committee shall have the authority to retain independent legal, accounting and other consultants to advise the Committee.

The Committee has the authority to conduct any investigation appropriate to fulfilling its responsibilities. The Committee has direct access to anyone in the organization and may request any officer or employee of the Company or the Company's outside counsel or the Auditors to attend a meeting of the Committee or to meet with any members of, or consultants to, the Committee with or without the presence of management. In the performance of any of its duties and responsibilities, the Committee shall have access to any and all books and records of the Company necessary for the execution of the Committee's obligations.

The Committee shall consider the extent of funding necessary for payment of compensation to the Auditors for the purpose of rendering or issuing the annual audit report and recommend such compensation to the Board for approval. The Audit Committee shall determine the funding necessary for payment of compensation to any independent legal, accounting and other consultants retained to advise the Committee.

2. *Composition of the Audit Committee*

China Gold International's Committee consists of Ian He, Yunfei Chen, Gregory Hall and John King Burns. Ian He is the Chairman of the Committee. The Board of Directors has determined that all members of the Audit Committee are "independent" and all members are "financially literate" as defined in *National Instrument 52-110 - Audit Committees* ("NI 52-110").

3. *Relevant Education and Experience*

Ian He holds a Masters' Degree in Applied Science and a PhD in Metallurgy. Yunfei Chen was an investment banker with Deutsche Bank. Gregory Hall was a graduate of the Australian Institute of Management training in financial analysis. John King Burns holds a bachelor's degree with a major in Economics from the University of Pennsylvania and was a former Vice President and Chief Financial Officer of Drexel Burnham Lambert Commodity Group, a former Managing Director and Global Head of the Derivative Trading and Finance Group of Barclays Metals Group, Barclays Bank PLC and a former Senior Vice President and Managing Director of Frontier Risk Management. Each of the members of the Audit Committee has had several years of experience as a senior executive and a member of the board of directors of significant business enterprises in which they have assumed substantial financial and operational responsibility. In the course of these duties, each of the members of the Committee has gained expertise in analyzing and reviewing financial statements, understanding the basis upon which accounting principles are applied, the process of preparing financial statements and the nature of internal controls and procedures.

4. *Reliance on Certain Exemptions*

Other than as otherwise disclosed herein, at no time since the commencement of China Gold International's most recently completed financial year has China Gold International relied on (i) the exemption under section 2.4 (*De Minimus Non-audit Services*); (ii) the exemption in section 3.2 (*Initial Public Offerings*); (iii) the exemption in section 3.4 (*Events Outside Control of Member*); (iv) the exemption in section 3.5 (*Death, Disability or Resignation of Audit Committee Member*); or (v) any exemption, in whole or in part, granted under part 8 of NI 52-110.

5. *Reliance on Exemption in Subsection 3.3(2) or Section 3.6*

Other than as otherwise disclosed herein, at no time since the commencement of China Gold International's most recently completed financial year has China Gold International relied on the exemption in subsection 3.3(2) (*Controlled Companies*) or section 3.6 (*Temporary Exemption for Limited and Exceptional Circumstances*).

6. *Reliance on Section 3.8*

Other than as otherwise disclosed herein, at no time since the commencement of China Gold International's most recently completed financial year has China Gold International relied on the exemption in section 3.8 (*Acquisition of Financial Literacy*).

7. *Audit Committee Oversight*

At no time since the commencement of China Gold International's most recently completed financial year has a recommendation of the Committee to nominate or compensate an external auditor not been adopted by the Board.

8. *Pre-Approval Policies and Procedures*

All services to be performed by China Gold International’s independent auditor must be approved in advance by the Committee or a designated member of the Committee (the “**Designated Member**”).

The Committee has considered whether the provision of services other than audit services is compatible with maintaining the auditors’ independence and has adopted a policy governing the provision of these services. This policy requires the pre-approval by the Committee or the Designated Member of all audit and non-audit services provided by the external auditor, other than any *de minimus* non-audit services allowed by applicable law or regulation. The decision of the Designated Member to pre-approve a permitted service needs to be reported to the Committee at its regularly scheduled meetings.

Pre-approval from the Committee or the Designated Member can be sought for planned engagements based on budgeted or committed fees. No further approval is required to pay pre-approved fees. Additional pre-approval is required for any increase in scope or in final fees.

9. *External Auditor Service Fees (By Category)*

The auditor of China Gold International is Deloitte Touch Tohmatsu of Hong Kong. Deloitte Touch Tohmatsu were first appointed as auditor of China Gold International on April 1, 2010. Deloitte & Touche LLP of Canada served as auditor of China Gold International until April 1, 2010. The Company continues to use the services of Deloitte & Touche LLP from time to time for tax compliance advice relating to transactions and proposed transactions of the Company and its subsidiaries. The aggregate fees billed by the auditors in fiscal 2014 and fiscal 2015 are detailed below:

	2015 (US\$)	2014 (US\$)
Audit Fees ^(a)		\$699,000
Audit Related Fees		-
Non-Audit Fees ^(b)		\$59,592
All Other Fees		-
TOTAL:		\$758,592

Notes:

- (a) Fees for audit services consisted of fees billed relating to fiscal 2015 and fiscal 2014 in connection with the audit of China Gold International’s annual financial statements, review of China Gold International’s interim financial statements and other services relating to securities regulatory matters.
- (b) Fees for non-audit services consisted of fees billed relating to fiscal 2015 and fiscal 2014 in connection with tax planning and advice relating to transactions and proposed transactions of the Company and its subsidiaries and corporate tax return and income tax matters.