



Sustainable Profitability and Growth



中国黄金国际资源有限公司
China Gold International Resources Corp. Ltd.

TSX: CGG | HKEX: 2099

2018 Q2 Results
August 2018

Forward Looking Statements

This presentation contains “forward looking statements” within the meaning of the United States private securities litigation reform act of 1995 and “forward looking information” within the meaning of applicable Canadian securities legislation. Such forward-looking statements and information here include but are not limited to statements regarding China Gold International Resources anticipated future performance, including precious metals and base metals production, reserves and resources, timing and expenditures to expand mine and plant capacities and develop new mines, metal grades and recoveries, cash costs and capital expenditures. Forward looking statements or information involve known and unknown risks, uncertainties and other factors that may cause the actual results, level of activity, performance or achievements of China Gold International Resources and its operations to be materially different from those expressed or implied by such statements. Such factors include, among others: fluctuations in metal prices and currency markets; changes in legislation, policies, taxation, regulations; political or economic developments; management, operating or technical risks, hazards or difficulties in exploration, development and mining activities; inadequate insurance, or inability to obtain insurance; availability of and costs associated with mining inputs and labor; the speculative nature of mineral exploration and development, diminishing quantities or grades of mineral reserves as properties are mined; the ability to successfully integrate acquisitions; risks in obtaining necessary licenses and permits. Although the Company has attempted to identify important factors that could cause actual results to differ materially from those contained in forward looking statements or information, there may be other factors that cause results to be materially different from those anticipated, described, estimated, assessed or intended. There can be no assurance that any forward looking statements or information will prove to be accurate as actual results and future events could differ materially from those anticipated in such statements or information. Accordingly, readers should not place undue reliance on forward looking statements or information. The company does not intend to, and does not assume any obligation to update such forward looking statements or information, other than as required by applicable law. We Seek Safe Harbor.

Why Invest in China Gold International

1

UNIQUE CORPORATE MODEL

Strong support from controlling shareholder: China National Gold Group Co.,Ltd.

2

RAPID GROWTH, CONSISTENT PROFITABILITY

10th year of increasing production , 10 years of consistent operational profitability
Series II of Jiama mine phase II expansion achieved commercial production ahead of schedule

3

EFFECTIVE COST MANAGEMENT

Continue to reduce overall cash costs

4

INVESTMENT GRADE CREDIT RATING

August 2017: S&P reaffirmed the company's BBB- long-term corporate credit rating

5

ABILITY TO RAISE SIZABLE FINANCING AT LOW COST

July 2017: Second time successfully issued US\$500 MM Bond

6

UNIQUE CAPITAL MARKET STRUCTURE

Dual listed in TSX and HKEX, eligible trading under the Shenzhen-Hong Kong Stock Connect

7

HIGH STANDARD OF CSR AND HSE

Capital Structure

LISTINGS

TSX: CGG
HK Stock Exchange: 2099

ISSUED & OUTSTANDING SHARES

396.41 MM

MARKET CAP¹

CDN\$718MM

CASH²

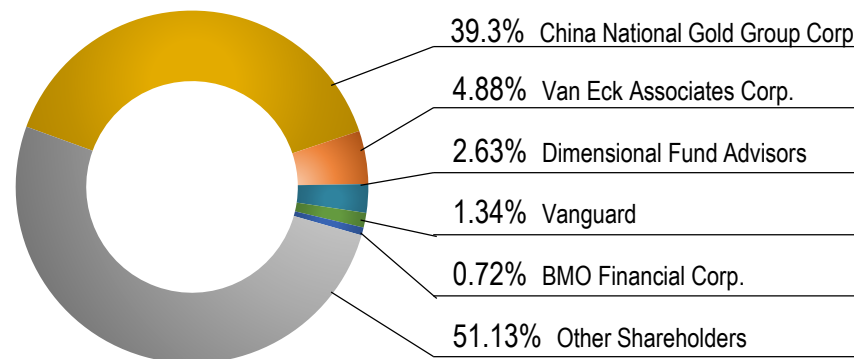
US\$148.6 MM

52 WEEK STOCK PRICE RANGE¹

CDN\$1.78-\$3.19

MAJOR SHAREHOLDERS¹

China National Gold Group Co.,Ltd., the largest gold producer in China, owns 39.30% of China Gold International



STOCK PERFORMANCE

TSX: CGG (Aug/28/17-Aug/28/18)



1. As of August 28, 2018
2. 2018 Q2 data

2018 Q2 Production Overview

Copper

- Copper production increased by 99% to 13,738 tonnes (\approx 30.3 million pounds) from 6,918 tonnes (\approx 15.25 million pounds) compared to 2017 Q2.

Gold

- Total gold production was 54,377 ounces.
- Gold production from CSH mine decreased by 26% to 33,880 ounces compared to 2017 Q2(The decrease is attributed to lower volumes of ore mined).
- Gold production of 20,497 ounces from the Jiama Mine, increased by 53.9% compared to 2017 Q2.



2018 Q2 Financial Overview

- Revenue increased to US\$ 142.1 million (increased by 45%) compared to 2017 Q2
- Mine operating earnings was US\$ 35.8 million (increased by 43%)
- Net profit after income taxes was US\$0.4 million

	Q2 Ended June 30, 2018	Q1 Ended March 31, 2018	Q2 Ended June 30, 2017
Revenues (MM USD\$)	\$142.09	\$106.69	\$97.92
Mine operating earning (MM US\$)	\$35.79	\$6.55	\$24.99
Net Profit (MM US\$)	\$0.39	\$2	\$20.60
Net Operating Cash Flow (MM US\$)	\$40.26	\$15.83	\$4.61
Earning per share (US\$)	0.05 cents	0.45 cents	5.09 cents
Cash Costs – CSH (US\$/oz)	\$806	\$578	\$659
Cash Costs – Jiama (after by-product credit) (US\$/lb)	1.37	2.46	0.73
Gold produced by CSH (oz)	33,880	36,042	45,798
Copper produced by Jiama (Mlbs)	30.29	15.57	15.25



2018 Q2 Performance Highlights Summary

- Copper production from the Jiama Mine significantly increased to 30.29 Mlb from 15.25Mlb compared to Q2 2017.
- The company's net cash flow from operation increased by approx. 9 times to \$40.26 million from \$4.61 million compared to Q2 2017.
- The company's EBITA increased by 19.35% to \$96.34 million from \$80.72 million compared to 2017 Q2.



2018 Outlook

- Full –year production and cost guidance unchanged.
- Copper production and gold production in H2 2018 are expected to exceed the guidance.
- Continuing work on potential acquisition targets.

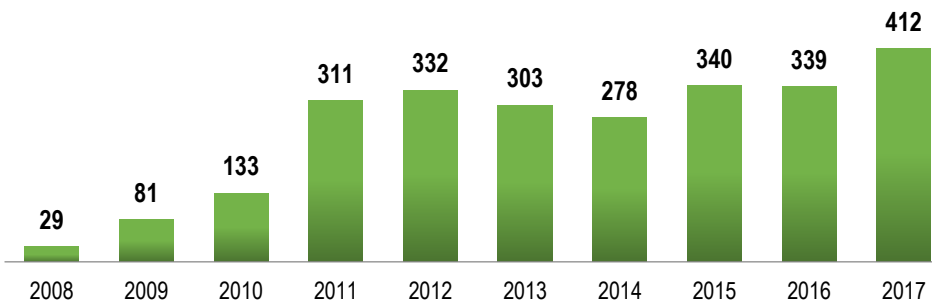


Company Operating Highlights (cont'd)

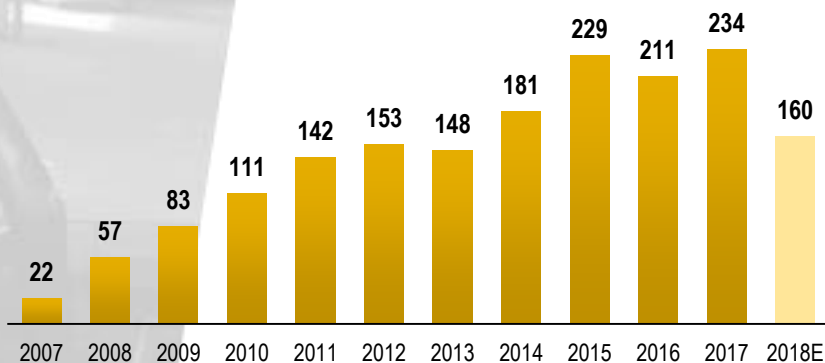
Excellent Operational Track Record

Maintain profitability
and increase production

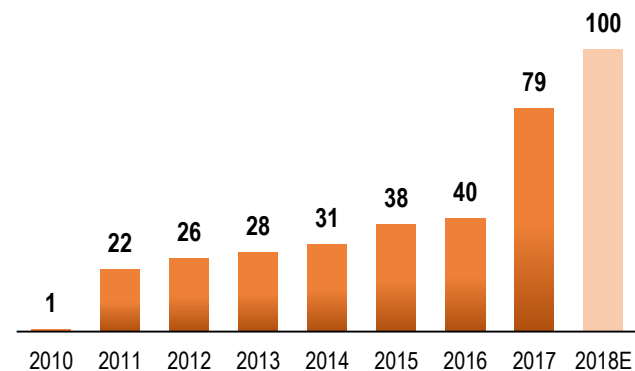
CGG REVENUES FROM 2008-2017 (US\$MM)



COMBINED GOLD PRODUCTION CSH & JIAMA (koz)



COPPER PRODUCTION FROM JIAMA (MM lbs)



Jiama Polymetallic Mine

One of China's largest Polymetallic Mines



COMMODITIES

Copper, Gold, Silver, Zinc,
Lead and Molybdenum



LOCATION

68 km NE of
Lhasa, Tibet



MINE OPERATION

Open pit and
underground



PROCESSING CAPACITY

increasing to
50,000tpd when
phase II expansion
completed



Jiama Mine



Mineral Resources and Reserves

JIAMA RESOURCES

Resources	Ore (Mt)	Grade						Contained Metal					
		Cu (%)	Mo (%)	Au (g/t)	Ag (g/t)	Pb (%)	Zn (%)	Cu (kt)	Mo (kt)	Au (Moz)	Ag (Moz)	Pb (kt)	Zn (kt)
Measured	96.3	0.39	0.04	0.08	5.62	0.04	0.02	381	35	0.26	17.46	42	22
Indicated	1378.0	0.41	0.03	0.11	6.00	0.05	0.03	5654	466	4.88	270.57	732	460
Total M&I	1474.4	0.41	0.03	0.11	5.97	0.05	0.03	6035	500	5.14	288.03	774	482
Inferred	406.1	0.31	0.03	0.10	5.13	0.08	0.04	1247	123	1.32	66.93	311	175

JIAMA RESERVES

Reserves	Ore (Mt)	Grade						Contained Metal					
		Cu (%)	Mo (%)	Au (g/t)	Ag (g/t)	Pb (%)	Zn (%)	Cu (kt)	Mo (kt)	Au (Moz)	Ag (Moz)	Pb (kt)	Zn (kt)
Proved	21.2	0.60	0.05	0.21	9.05	0.05	0.03	129	10	0.14	6.23	10	7
Probable	408.0	0.61	0.03	0.18	11.28	0.13	0.08	2499	131	2.41	149.67	548	317
Total	429.1	0.61	0.03	0.19	11.17	0.13	0.07	2628	141	2.56	155.90	559	324

Note: The Mineral Resources and Reserve data as of December 31, 2017, under NI 43-101

Major Milestone at Jiama Mine

Commercial production on Series II of Jiama Expansion

- Commercial production reached at Jiama Mine's Phase II, Series I expansion effective December 31, 2017
- Jiama Mine's Phase II, Series II expansion has achieved commercial production ahead of schedule, effective July 1, 2018
- Company is expecting Series II to reach full design capacity of ore processing earlier than planned

"Achieving commercial production at Series II ahead of schedule is a significant milestone for the Company and speaks to the hard work and dedication of the Jiama Mine team. We are focused on ramping up operations of Series II in the coming months to full design capacity."

Mr. Bing Liu, CEO and Executive Director

CSH Gold Mine

One of China's largest gold mines



COMMODITIES

Gold dore with silver by-product

LOCATION

210km NW of Baotou, Inner Mongolia

MINE OPERATION

Large-scale open pit, heap leach

PROCESSING CAPACITY

60,000 tpd

- Well-established infrastructure with excellent access to roads and sufficient supplies of power, water and local labor
- Open pit re-design for optimization is underway

CSH MINE RESOURCES

Resources	Tonnage (Mt)	Grade (g/t)	Gold Content (Moz)
Measured	16.25	0.65	0.34
Indicated	128.77	0.61	2.54
Total M&I	145.01	0.62	2.88
Inferred	81.54	0.51	1.35

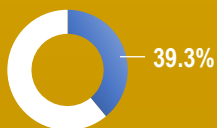
CSH MINE RESERVES

Reserves	Tonnage (Mt)	Grade (g/t)	Gold Content (Moz)
Proven	15.41	0.66	0.33
Probable	85.50	0.64	1.77
Total	100.90	0.65	2.10

Note: Northeast and Southwest pits combined at December 31, 2017 under NI 43-101

- In H2 2017, a series of wall failures on one side of the pit at the CSH Mine led short term interruptions of mining activities. The Company is developing remediation plans to address the slope stability issues. 2018 production estimates have been reduced accordingly.

Supported by China's Largest Gold Producer



China National Gold Group Co.,Ltd. owns 39.3% of China Gold International

CGG is the only overseas listing vehicle of CNG

About China National Gold Group Co.,Ltd. (CNG)

Largest gold mining company in China

A diversified mining company with a **whole industrial chain model**

A global mining player

BBB credit rating by S&P

Strong ability to resist risk

Major Shareholder in both Chinese and international listings

TSX and HK Stock Exchanges: **China Gold International (CGG) / 2099**

Shanghai Stock Exchange: **ZhongJin Gold (600489)**

Investment Grade Rating



China Gold International's
Rating

BBB-

China National Gold Group
Co.,Ltd. 's Rating

BBB

Superior Financing Capability

July 2017 - US\$500 MM Bond Issue

- Second time CGG has successfully managed a bond offering in the international capital markets.
- Financing costs were significantly lower than the industry standard.

2015 - RMB 3.98 Billion (US\$627 MM Loan Facility)

- Low cost financing
- Secured by Jiama's mining rights
- No repayment until May 2019
- Term: 14 years

US\$500 million

Date	July 6, 2017
Credit Rating	BBB-
Price	99.663%
Coupon	3.25% per annum
Maturity	July 6, 2020
Use of Proceeds	Repaying existing indebtedness, working capital, general corporate purposes
Joint Lead Managers	China International Capital Corporation Hong Kong Securities Limited, Citigroup Global Markets Limited, CCB International Capital Limited, Industrial Bank Co., Ltd. Hong Kong Branch, Standard Chartered Bank.

RMB 3.98 billion (\$US627 million)

Date	November 3, 2015
Rate of Interest	2.83% per annum (at time of issue) People's Bank of China Lhasa Center Branch's interest rate LESS 0.07%
Repayment	November 2029
Use of Proceeds	Jiama Mine
Managers	Bank of China, Agricultural Bank of China, China Construction Bank, China Development Bank, Bank of Tibet.



- China Gold's inclusion as a constituent stock in the HIS demonstrates recognition of the company's market capital, stock liquidity, business performance and financial position.

Effective Sep.10, 2018, China Gold is newly added to:

- Hang Seng Stock Connect Hong Kong Index
- Hang Seng Stock Connect Hong Kong MidCap & SmallCap Index
- Hang Seng Stock Connect Hong Kong SmallCap Index
- Hang Seng SCHK Mainland China Companies Index
- Hang Seng SCHK ex-AH Companies Index

Accretive Acquisition Strategy

PROPERTY ACQUISITION CRITERIA

Selective acquisition strategy

Financed through internal funds, capital markets and low-interest loans globally

VALUATION

- Accretive to current shareholders
- Target traded at a deep discount to current asset value

GEOGRAPHY

- Established mining jurisdictions
- Stable political environment

RESOURCES/RESERVES

- Large-scale mines: 3-5MM oz gold; 1MM tonnes copper
- Mine assets with significant exploration potential

TRANSACTION STRUCTURE

- Assets from largest shareholder

METAL

- Gold focus
- Mineral resources with gold and non-ferrous combined

DEVELOPMENT STAGE

- Mines at operating stage with ramp-up plan or near production
- High quality mine assets under development stage

High Standard of CSR and HSE

Achieving sustainable development through corporate social responsibility

- China Gold International has contributed total of US\$124 million (783 million RMB) in the area of corporate social responsibilities since 2010
- Environmental protection
- Support to local schools
- Building rural roads
- Improvement of portable water
- Green mine initiatives



High Standard of CSR and HSE (cont'd)

Actively involving in mining related environmental protection and charitable activities in Canada

- Supporting two environmental protection reaches during mining operation from UBC
 - Treatment of Effluents from Artisanal Gold Mining and Investigation in the Bioavailability of Mercury Cyanide
 - Arsenic release from arsenic-bearing minerals
- Supporting Canadian cancer research since 2011 (added 2 new research projects in 2017)
 - Hematology Research Program
 - Pancreatic Cancer Care Research Program




Company Awards

- 2017** **National Enterprise Management Modernization Innovation Achievements Award** - by China Enterprise Confederation, Enterprise Reform Bureau of SASAC, Industrial Policy Department of Ministry of Industry and Information Technology, and SME Bureau
- 2016** **Outstanding Group of "Twelfth Five-Year Plan" for National Gold Industry on Technology Work** - by China Gold Association
2016 China's Top 10 Producing Mines - by China Gold Association
Outstanding Enterprise in CSR (Corporate Social Responsibility) - by the Government of Inner Mongolia Autonomous Region
Model Family for Employees - by All-China Federation of Trade Union
1 first grade reward, 1 second grade awards and 2 third grade awards for Technology Innovation Achievements - by China Gold Association
- 2015** **CSR (Corporate Social Responsibility) Model Enterprise** - by the Corporate Social Responsibility Research Center of Chinese Academy of Social Sciences
3 second grade awards and 1 third grade awards for Technology Innovation Achievements - by China Gold Association
- 2014** **1 Grand Award, 5 first grade awards, and 3 second grade awards for Technology Innovation Achievements** - by China Gold Association
1 first grade award for Technology Achievements - by China Gold Association
- 2013** **China's Top 10 Major Mineral Exploration Achievements** - by Geological Society of China
- 2012** **National Level Green Mine** - by the Ministry of Land and Resources
Outstanding Award of National Science and Technology Development - by the Ministry of Science and Technology
Project of National "Twelfth Five-Year" Plan for Science & Technology Support - by the Ministry of Science and Technology
Project of National "Twelfth Five-Year" Plan for Non Ferrous Industry - by the Ministry of Industry and Information Technology
- 2011** **First batch of advanced mines in China's development and integration of mineral resources** - by the Ministry of Land and Resources
The Pioneer Worker Banner - by China Federation of Trade Unions



Experienced Board and Management Team

Top management of China Gold International




Xin Song
Chairman and
Executive Director

30+ years experience



Bing Liu
CEO and
Executive Director

30+ years experience



Lianzhong Sun
Non-Executive
Director

30+ years experience




Liangyou Jiang
Senior Executive
Vice President and
Executive Director

30+ years experience



Ian He Ying Bin
Independent Non-
Executive Director

30+ years experience



Yunfei Chen
Independent Non-
Executive Director

25+ years experience



John King Burns
Independent Non-
Executive Director

35+ years experience



Greg Hall
Independent Non-
Executive Director

35+ years experience



Xiangdong Jiang
Non-Executive
Director

30+ years experience



Jerry Xie
Executive VP and
Corporate
Secretary

30+ years experience



Lisheng Zhang
Vice President

30+ years experience



Derrick Zhang
Chief Financial
Officer

25+ years experience



Shiliang Guan
Vice President

25+ years experience

2018 Outlook

- Copper production in 2018 is expected to be approximately 100 million pounds

After Jiama Mine's Phase II, Series II expansion has achieved commercial production, the company expects it to reach full design capacity of ore processing ahead of schedule

- Projected gold production of 160,000 ounces in 2018
- Continuing work on potential acquisition targets





Contact Information

China Gold International Resources Corp. Ltd.

TSX: CGG | HKEX: 2099

Contact Us:

info@chinagoldintl.com | chinagoldintl.com